

Features

- Interchangeable AC plugs (plug kit sold sperately)
- Medical safety approved (2 x MOPP) accrodging to ANSI/AAMI ES60601-1,BS EN/EN60601-1 and IEC60601-1
- Extremely Low leakage current
- No load power consumption < 0.075W
- **Energy efficiency Level VI**
- Class II power (no earth pin)
- Protections: Short circuit / Overload / Over voltage
- Fully enclosed plastic case
- Various DC plug quick adapter accessory available (Plug kit sold sperately, please refer to : https://www.meanwell.com/upload/pdf/DC_plug.pdf)
- 3 years warranty

Applications

- Blood glucose meter
- Blood pressure meter
- Nebulizer
- Inhaler
- Portable medical device
- Sleep apnea devices

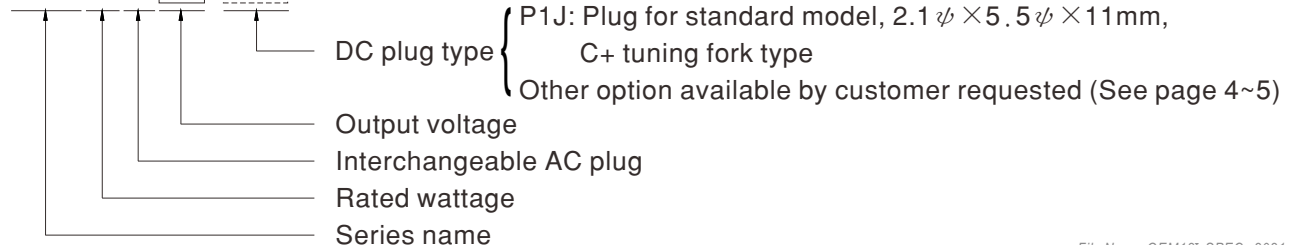
Description

GEM18I is a highly reliable, 18W wall-mounted style single-output green medical adaptor series, which is compact and convenient for carry. This product is equipped with an interchangeable AC plug (4 types, including European type, USA type, U.K. type and Australian type) that makes it very suitable for businessmen to use in the major countries around the globe. GEM18I is a class II power unit (no FG), accepting the input range from 80VAC to 264VAC that it can satisfy the demands for various types of medical electrical devices. The circuitry design meets the international medical standards (2*MOPP), having an ultra low leakage current (<100µA), fitting the medical devices in direct electrical contact with the patients.

With the working efficiency up to 87% and the extremely low no-load power consumption below 0.075W, GEM18I is compliant with the latest USA energy regulation EISA 2007/DoE(Level VI) and EU ErP. The supreme feature allows the adaptor to save the energy when it is under either the operating mode or the standby mode. The entire series is approved for international safety regulations; moreover, it adopts the 94V-0 flame retardant plastic case that it can effectively prevent users from electric hazard.

Model Encoding

GEM18 I 05 -P1J



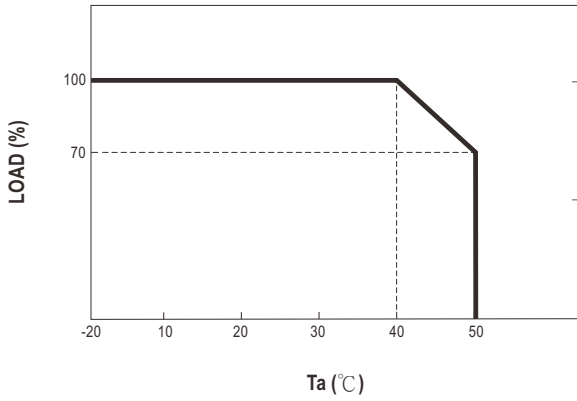
Interchangeable AC plug Specifically for GEM06/12/18/30/40/60I

| TYPE | | | | | |
|-----------|-----------------|-------------|---------------|-------------|---------------|
| | Australian type | U.K type | European type | US type | Mix four type |
| ORDER NO. | AC plug-AU2 | AC plug-UK2 | AC plug-EU2 | AC plug-US2 | AC plug-MIX2 |

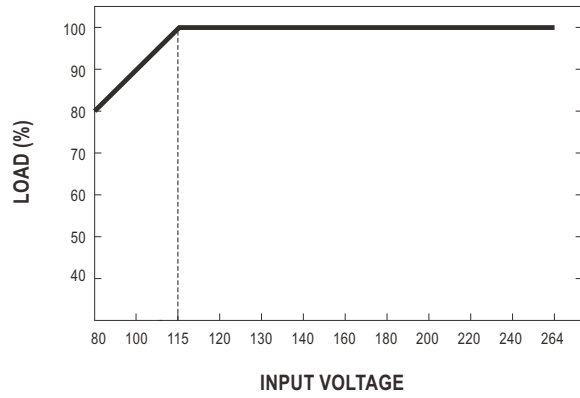
SPECIFICATION

| ORDER NO. | GEM18I05-P1J | GEM18I09-P1J | GEM18I12-P1J | GEM18I15-P1J | GEM18I18-P1J | GEM18I24-P1J | GEM18I48-P1J | |
|---------------------------------------|---|--|-------------------------------------|--------------|--------------|--|--------------------------|------------|
| OUTPUT | SAFETY MODEL NO. | GEM18I05 | GEM18I09 | GEM18I12 | GEM18I15 | GEM18I18 | GEM18I24 | GEM18I48 |
| | DC VOLTAGE <small>Note.2</small> | 5V | 9V | 12V | 15V | 18V | 24V | 48V |
| | RATED CURRENT | 3A | 2A | 1.5A | 1.2A | 1A | 0.75A | 0.375A |
| | CURRENT RANGE | 0 ~ 3A | 0 ~ 2A | 0 ~ 1.5A | 0 ~ 1.2A | 0 ~ 1A | 0 ~ 0.75A | 0 ~ 0.375A |
| | RATED POWER (max.) | 15W | 18W | 18W | 18W | 18W | 18W | 18W |
| | RIPPLE & NOISE (max.) <small>Note.3</small> | 60mVp-p | 60mVp-p | 80mVp-p | 80mVp-p | 80mVp-p | 80mVp-p | 80mVp-p |
| | VOLTAGE TOLERANCE <small>Note.4</small> | ± 5.0% | ± 5.0% | ± 3.0% | ± 3.0% | ± 2.0% | ± 2.0% | ± 2.0% |
| | LINE REGULATION <small>Note.5</small> | ± 1.0% | ± 1.0% | ± 1.0% | ± 1.0% | ± 1.0% | ± 1.0% | ± 1.0% |
| | LOAD REGULATION <small>Note.6</small> | ± 5.0% | ± 5.0% | ± 3.0% | ± 3.0% | ± 2.0% | ± 2.0% | ± 2.0% |
| SETUP, RISE, HOLD UP TIME | 500ms, 30ms, 16ms/230VAC 500ms, 30ms, 16ms/115VAC at full load | | | | | | | |
| INPUT | VOLTAGE RANGE <small>Note.7</small> | 80 ~ 264VAC 113 ~ 370VDC | | | | | | |
| | FREQUENCY RANGE | 47 ~ 63Hz | | | | | | |
| | EFFICIENCY (Typ.) | 80% | 84% | 84% | 84% | 84% | 85% | 87% |
| | AC CURRENT | 0.45A / 115VAC 0.25A / 230VAC | | | | | | |
| | INRUSH CURRENT (max.) | Cold start 30A / 115VAC 60A / 230VAC | | | | | | |
| | LEAKAGE CURRENT(max.) | Touch current < 100µA/264VAC | | | | | | |
| PROTECTION | OVERLOAD | 105 ~ 160% rated output power Protection type : Hiccup mode, recovers automatically after fault condition is removed | | | | | | |
| | OVER VOLTAGE | 110 ~ 140% rated output voltage Protection type : Clamp by zener diode, output short | | | | | | |
| ENVIRONMENT | WORKING TEMP. | -20 ~ +50°C (Refer to "Derating Curve") | | | | | | |
| | WORKING HUMIDITY | 20% ~ 90% RH non-condensing | | | | | | |
| | STORAGE TEMP., HUMIDITY | -20 ~ +85°C, 10 ~ 95% RH non-condensing | | | | | | |
| | TEMP. COEFFICIENT | ± 0.03% / °C (0 ~ 40°C) | | | | | | |
| | VIBRATION | 10 ~ 500Hz, 2G 10min./1cycle, period for 60min. each along X, Y, Z axes | | | | | | |
| SAFETY & EMC <small>(Note. 8)</small> | SAFETY STANDARDS | TUV BS EN/EN60601-1,ANSI/ AAMI ES60601-1(3.1 version), CAN/CSA-C22 NO. 60601-1 3 rd edition, EAC TP TC 004 approved | | | | | | |
| | ISOLATION LEVEL | Primary - Secondary: 2 x MOPP | | | | | | |
| | WITHSTAND VOLTAGE | I/P-O/P:5656VDC | | | | | | |
| | ISOLATION RESISTANCE | I/P-O/P:100M Ohms / 500VDC / 25°C / 70% RH | | | | | | |
| | EMC EMISSION | Parameter | Standard | | | | Test Level / Note | |
| | | Conducted emission | BS EN/EN55011 (CISPR11),FCC PART 18 | | | | Class B | |
| | | Radiated emission | BS EN/EN55011 (CISPR11),FCC PART 18 | | | | Class B | |
| | | Harmonic current | BS EN/EN61000-3-2 | | | | Class A | |
| | | Voltage flicker | BS EN/EN61000-3-3 | | | | ----- | |
| | EMC IMMUNITY | BS EN/EN60601-1-2, BS EN/EN61204-3 | | | | | | |
| Parameter | | Standard | | | | Test Level / Note | | |
| ESD | | BS EN/EN61000-4-2 | | | | Level 4, 15KV air ; Level 4, 8KV contact | | |
| RF field susceptibility | | BS EN/EN61000-4-3 | | | | Level 3, 10V/m | | |
| EFT bursts | | BS EN/EN61000-4-4 | | | | Level 3, 2KV | | |
| Surge susceptibility | | BS EN/EN61000-4-5 | | | | Level 3, 1KV/Line-Line | | |
| Conducted susceptibility | | BS EN/EN61000-4-6 | | | | Level 2, 3V | | |
| Magnetic field immunity | | BS EN/EN61000-4-8 | | | | Level 4, 30A/m | | |
| | Voltage dip, interruption | BS EN/EN61000-4-11 | | | | >95% dip 0.5 periods, 30% dip 25 periods, >95% interruptions 250 periods | | |
| OTHERS | LIFE | 3 years : 100% load 40°C, 12hours / day | | | | | | |
| | MTBF | 400Khrs min. MIL-HDBK-217F(25°C) | | | | | | |
| | DIMENSION | 75.5*39.1*56.2mm (L*W*H) | | | | | | |
| | PACKING | 140g ; 60pcs / 14kg / CARTON | | | | | | |
| CONNECTOR | PLUG | See page 4~5 ; other type available by customer requested | | | | | | |
| | CABLE | See page 4~5 ; other type available by customer requested | | | | | | |
| NOTE | <p>1.All parameters are specified at 230VAC input, rated load, 25°C 70% RH ambient. 2.DC voltage: The output voltage set at point measure by plug terminal & 50% load. 3.Ripple & noise are measured at 20MHz by using a 12" twisted pair terminated with a 0.1µf & 47µf capacitor. 4.Tolerance: includes set up tolerance, line regulation, load regulation. 5.Line regulation is measured from low line to high line at rated load. 6.Load regulation is measured from 10% to 100% rated load. 7.Derating may be needed under low input voltage. Please check the derating curve for more details. 8.The power supply is considered as an independent unit, but the final equipment still need to re-confirm that the whole system complies with the EMC directives. For guidance on how to perform these EMC tests, please refer to "EMI testing of component power supplies." (as available on http://www.meanwell.com)</p> <p>※ Product Liability Disclaimer : For detailed information, please refer to https://www.meanwell.com/serviceDisclaimer.aspx</p> | | | | | | | |

Derating Curve



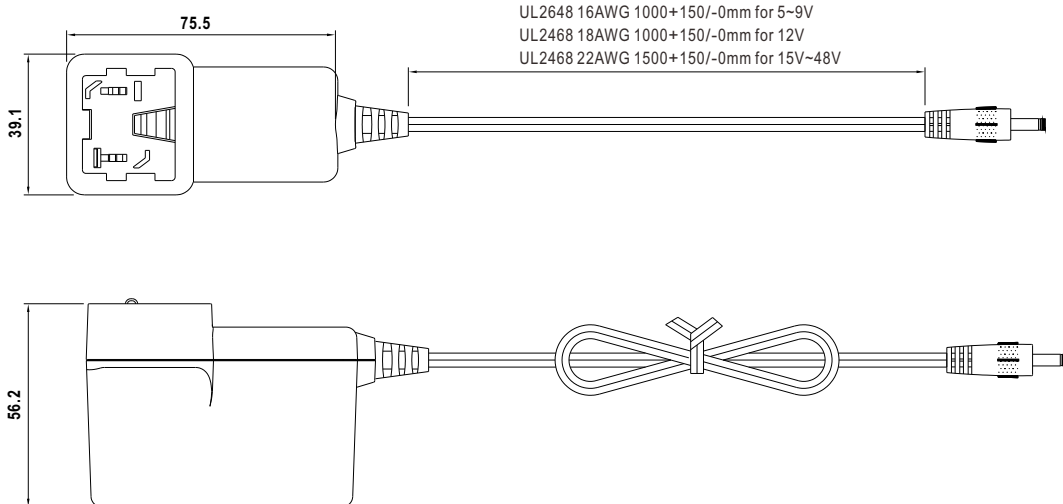
Static Characteristics



Mechanical Specification

Unit:mm

| TYPE | | | | |
|------|-----------------|----------|---------------|---------|
| | Australian type | U.K type | European type | US type |



DC output plug

Standard plug: P1J

Unit:mm

| P1J | Pin Assignment |
|-----|-----------------|
| | |
| | Outside Inside |

DC plug changeable through:

- Customization of the standard part with an optional DC plug according to the table (MOQ applicable)
- Quick adapter accessory (sold separately without MOQ)

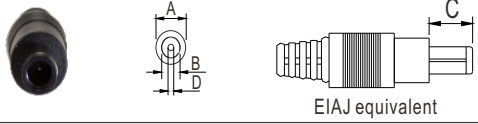
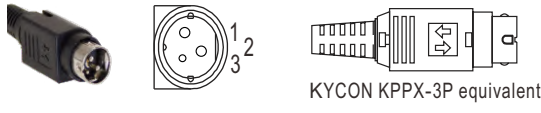
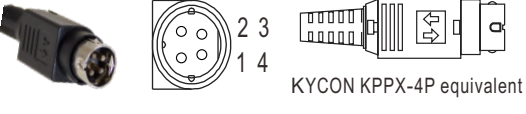
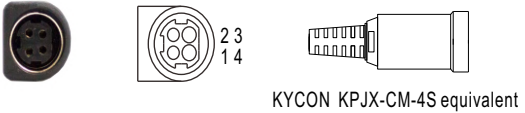
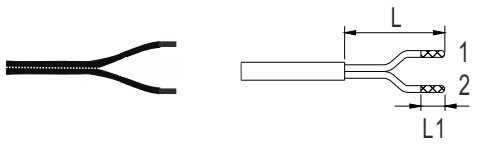
Please refer to below table and online selection guide : https://www.meanwell.com/upload/pdf/DC_plug.pdf

Example quick adapter accessory:



Optional DC plug: (Available in customized cable or quick adapter)

| Tuning Fork Style | | Type No. | A | B | C | Quick Adapter Accessory |
|--|--------------------------------------|----------|------|-------|------|--|
| | | | OD | ID | L | |
| | (Straight) (Right-angled) | P1I | 5.5 | 2.1 | 9.5 | Available (Current rating: 7.5A max.) |
| | | P1L | 5.5 | 2.5 | 9.5 | |
| | | P1M | 5.5 | 2.5 | 11.0 | |
| | | P1IR | 5.5 | 2.1 | 9.5 | |
| | | P1JR | 5.5 | 2.1 | 11.0 | |
| | | P1LR | 5.5 | 2.5 | 9.5 | |
| P1MR | 5.5 | 2.5 | 11.0 | | | |
| Barrel Style | | Type No. | A | B | C | None |
| | | | OD | ID | L | |
| | (Straight) (Right-angled) | P2I | 5.5 | 2.1 | 9.5 | |
| | | P2J | 5.5 | 2.1 | 11.0 | |
| | | P2L | 5.5 | 2.5 | 9.5 | |
| | | P2M | 5.5 | 2.5 | 11.0 | |
| | | P2IR | 5.5 | 2.1 | 9.5 | |
| | | P2JR | 5.5 | 2.1 | 11.0 | |
| | | P2LR | 5.5 | 2.5 | 9.5 | |
| | | P2MR | 5.5 | 2.5 | 11.0 | |
| Lock Style | | Type No. | A | B | C | None |
| | | | OD | ID | L | |
| Floating Locking SWITCHCRAFT original or equivalent | P2S(S761K) | 5.53 | 2.03 | 12.06 | | |
| | P2K(761K) | 5.53 | 2.54 | 12.06 | | |
| | P2C(S760K) | 5.53 | 2.03 | 9.52 | | |
| | P2D(760K) | 5.53 | 2.54 | 9.52 | | |
| Min. Pin Style | | Type No. | A | B | C | Available (Current rating: 5A max.) |
| | | | OD | ID | L | |
| EIAJ equivalent | P3A | 2.35 | 0.7 | 11.0 | | |
| | P3B | 4.0 | 1.7 | 11.0 | | |
| | P3C | 4.75 | 1.7 | 11.0 | | |

| Center Pin Style | Type No. | A | B | C | D | Quick Adapter Accessory | | |
|---|----------|---|-------------|----------------|------------|--|--|--|
| | | OD | ID | L | Center Pin | | | |
|  <p>EIAJ equivalent</p> | P4A | 5.5 | 3.4 | 11.0 | 1.0 | Available (Current rating: 7.5A max.) | | |
| | P4B | 6.5 | 4.4 | 11.0 | 1.4 | | | |
| | P4C | 7.4 | 5.1 | 11.0 | 0.6 | | | |
| Min. DIN 3 Pin with Lock (male) | Type No. | Pin Assignment | | | | | | |
|  <p>KYCON KPPX-3P equivalent</p> | R6B | PIN No. | Output | | | | | |
| | | 1 | +Vo | | | | | |
| | | 2 | -Vo | | | | | |
| | | 3 | +Vo | | | | | |
| | | Min. DIN 4 Pin with Lock (male) | Type No. | Pin Assignment | | | | |
| | |  <p>KYCON KPPX-4P equivalent</p> | R7B | PIN No. | Output | | | |
| 1 | +Vo | | | | | | | |
| 2 | -Vo | | | | | | | |
| 3 | -Vo | | | | | | | |
| | | 4 | +Vo | | | | | |
| | | Min. DIN 4 Pin with Lock (female) | Type No. | Pin Assignment | | | | |
| | |  <p>KYCON KPJX-CM-4S equivalent</p> | R7BF | PIN No. | Output | | | |
| | | | | 1 | +Vo | | | |
| 2 | -Vo | | | | | | | |
| 3 | -Vo | | | | | | | |
| | | 4 | +Vo | | | | | |
| | | Stripped and tinned leads | Type No. | Pin Assignment | | | | |
| | |  <p>Length of Land L1 by request (MW's standard length, L: 25 mm, L1: 10 mm)</p> | by customer | PIN No. | Output | | | |
| | | | | 1 (Ribbed) | +Vo | | | |
| | | 2 (Letter) | -Vo | | | | | |
| | | | | | | | | |

■ Installation Manual

Please refer to : <http://www.meanwell.com/manual.html>