



# 60x60x25 mm

San Ace 60L 9LG type

## General Specifications

- Material ..... Frame: Aluminum, Impeller: Plastic (Flammability: UL 94V-1)
- Expected life ..... See the table below. (L10 life: 90% survival rate for continuous operation in free air at 60°C, rated voltage) Expected life at 40°C is for reference only.
- Motor protection function ..... Locked rotor burnout protection, Reverse polarity protection For details, please refer to p. 599.
- Dielectric strength ..... 50/60 Hz, 500 VAC, for 1 minute (between lead wire conductors and frame)
- Insulation resistance ..... 10 MΩ or more with a 500 VDC megger (between lead wire conductors and frame)
- Sound pressure level (SPL) ..... At 1 m away from the air inlet
- Storage temperature ..... -30 to +70°C (Non-condensing)
- Lead wire ..... ⊕Red ⊖Black (Sensor) Yellow (Control) Brown
- Mass ..... 100 g

## Specifications

The models listed below **have pulse sensors with PWM control function.**

Model no.	Rated voltage [V]	Operating voltage range [V]	PWM duty cycle* [%]	Rated current [A]	Rated input [W]	Rated speed [min <sup>-1</sup> ]	Max. airflow		Max. static pressure		SPL	Operating temperature	Expected life	
							[m <sup>3</sup> /min]	[CFM]	[Pa]	[inchH <sub>2</sub> O]	[dB (A)]	[°C]	[h]	
» 9LG0612P4S001	12	10.8 to 13.2	100	0.67	8.04	11000	1.4	49.4	300	1.204	53	-20 to +70	18000/60°C (215000/40°C)	
			20	0.06	0.72	2900	0.36	12.7	20.8	0.083	20			
» 9LG0612P4J001			100	0.39	4.68	8650	1.1	38.8	182	0.73	47			
			20	0.03	0.36	1150	0.13	4.8	3.3	0.013	14			
» 9LG0612P4H001			100	0.17	2.04	6150	0.78	27.5	97	0.389	35			
			20	0.03	0.36	1350	0.17	6.0	4.7	0.018	14			
» 9LG0612P4M001		100	0.09	1.08	4200	0.53	18.7	45	0.18	24				
		20	0.03	0.36	900	0.11	3.8	2.0	0.008	14				
» 9LG0624P4S001		24	21.6 to 26.4	100	0.34	8.16	11000	1.4	49.4	300	1.204			53
				20	0.03	0.72	2900	0.36	12.7	20.8	0.083			20
» 9LG0624P4J001				100	0.19	4.56	8650	1.1	38.8	182	0.73			47
				20	0.02	0.48	2200	0.28	9.8	12.0	0.048			17
» 9LG0624P4H001	100			0.08	1.92	6150	0.78	27.5	97	0.389	35			
	20			0.02	0.48	1300	0.16	5.6	4.3	0.017	14			
» 9LG0624P4M001	100		0.04	0.96	4200	0.53	18.7	45	0.18	24				
	20		0.01	0.24	800	0.1	3.5	1.6	0.006	14				
» 9LG0648P4S001	48		36 to 72	100	0.18	8.64	11000	1.4	49.4	305	1.224	53		
				20	0.02	0.96	2900	0.36	12.7	20.8	0.083	20		
» 9LG0648P4J001				100	0.1	4.8	8650	1.1	38.8	182	0.73	47		
				20	0.02	0.96	2100	0.26	9.1	10.7	0.042	17		
» 9LG0648P4H001		100		0.06	2.88	6150	0.78	27.5	97	0.389	35			
		20		0.02	0.96	1000	0.12	4.2	2.5	0.01	14			
» 9LG0648P4M001		100	0.04	1.92	4200	0.53	18.7	45	0.18	24				
		20	0.02	0.96	650	0.08	2.8	1.0	0.004	14				

\* PWM input frequency is 25 kHz; models without specifications at 0% PWM duty cycle have zero fan speed at 0%.

Note 1: Sensor and control options are available for selection. Refer to the table on p. 634.

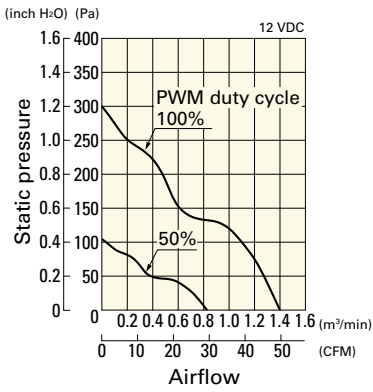
Note 2: The » mark indicates Short LeadTime Service applicable models. See p. 654 for details.

DC Long Life Fan 60 mm sq.

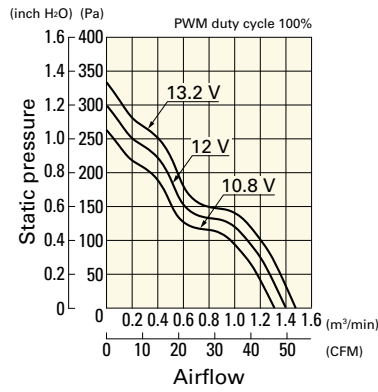
# Airflow - Static Pressure Characteristics / PWM Duty - Speed Characteristics Example

**9LG0612P4S001** With pulse sensor with PWM control function

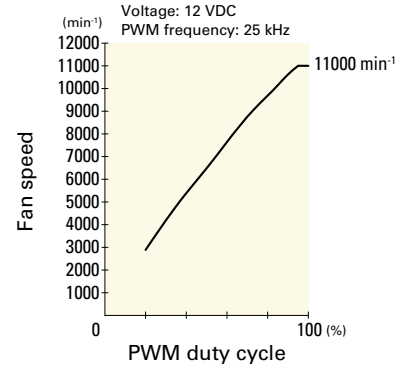
PWM duty cycle



Operating voltage range

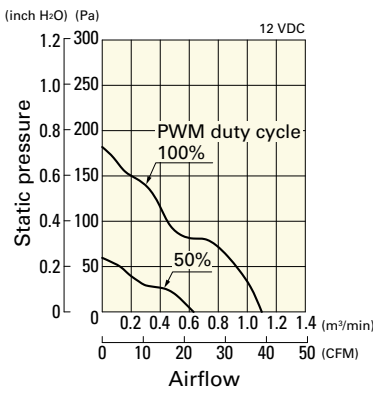


PWM duty - Speed characteristics example

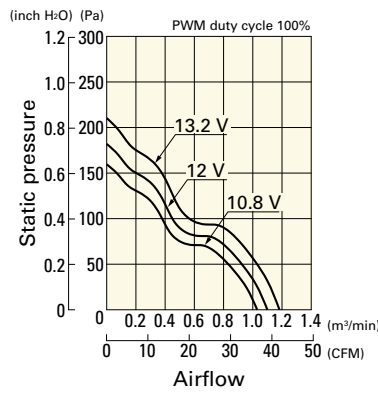


**9LG0612P4J001** With pulse sensor with PWM control function

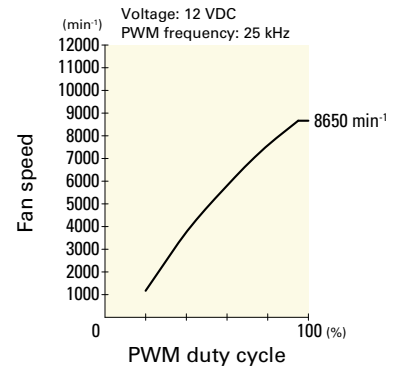
PWM duty cycle



Operating voltage range

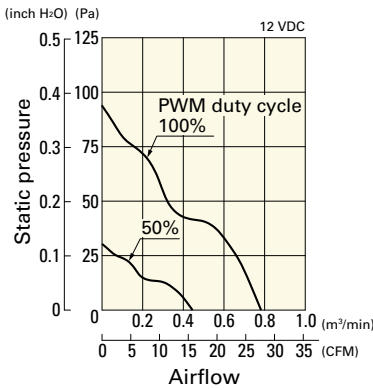


PWM duty - Speed characteristics example

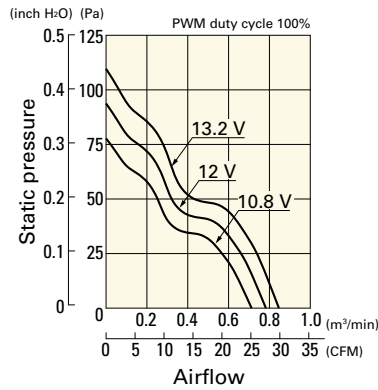


**9LG0612P4H001** With pulse sensor with PWM control function

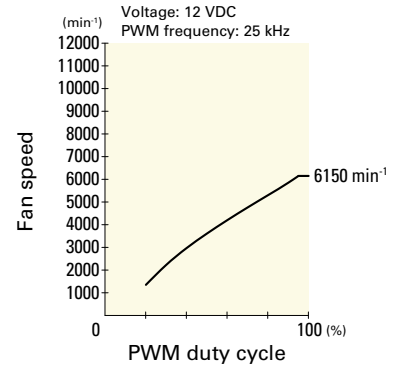
PWM duty cycle



Operating voltage range

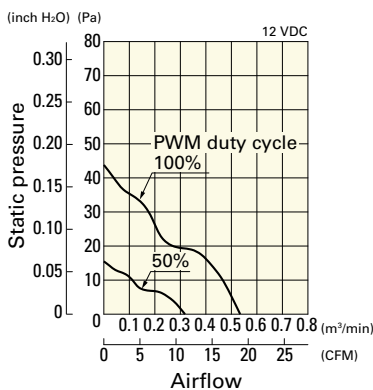


PWM duty - Speed characteristics example

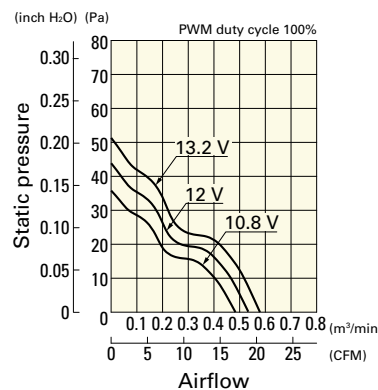


**9LG0612P4M001** With pulse sensor with PWM control function

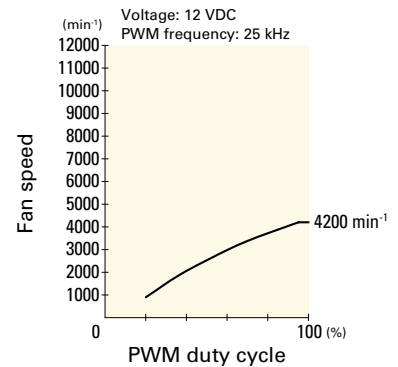
PWM duty cycle



Operating voltage range



PWM duty - Speed characteristics example

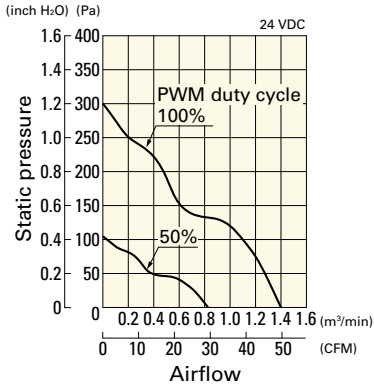


DC  
Long Life Fan 60 mm sq.

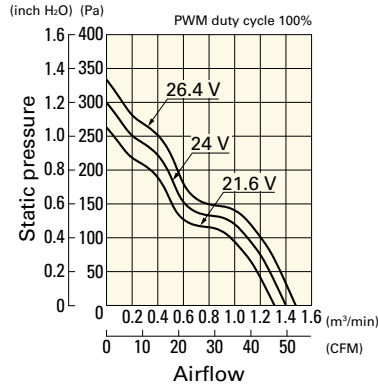
# Airflow - Static Pressure Characteristics / PWM Duty - Speed Characteristics Example

**9LG0624P4S001** With pulse sensor with PWM control function

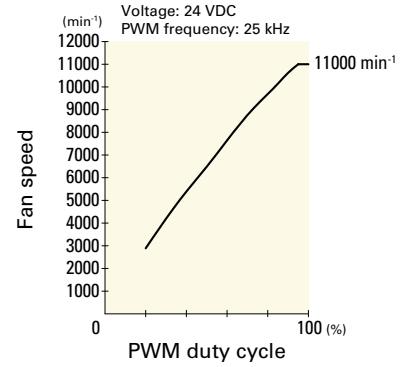
PWM duty cycle



Operating voltage range

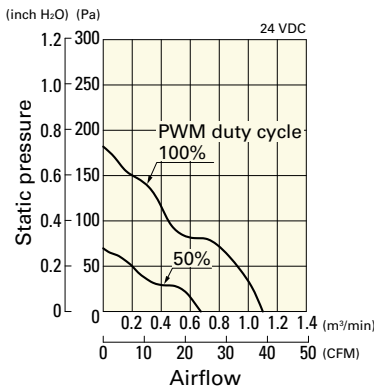


PWM duty - Speed characteristics example

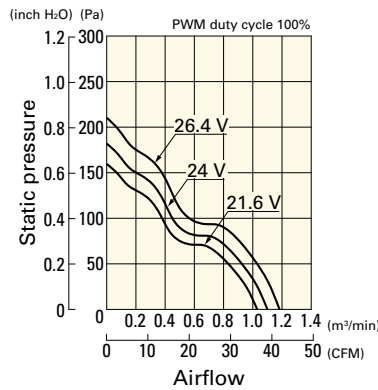


**9LG0624P4J001** With pulse sensor with PWM control function

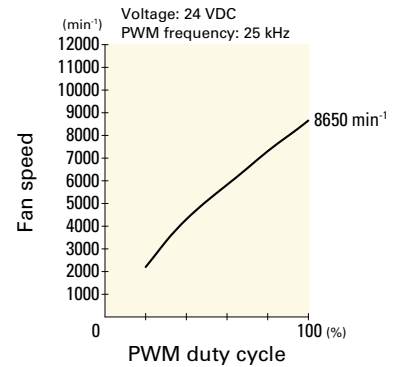
PWM duty cycle



Operating voltage range

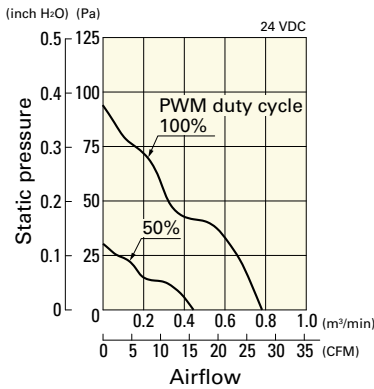


PWM duty - Speed characteristics example

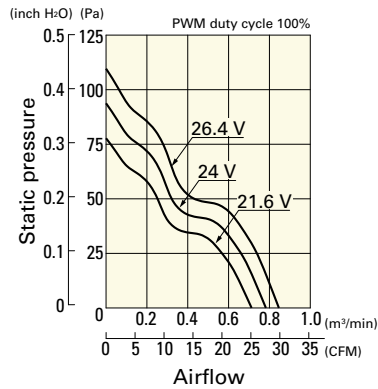


**9LG0624P4H001** With pulse sensor with PWM control function

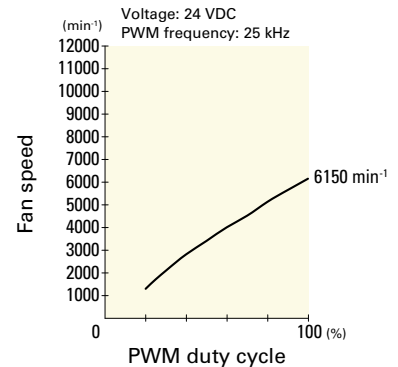
PWM duty cycle



Operating voltage range

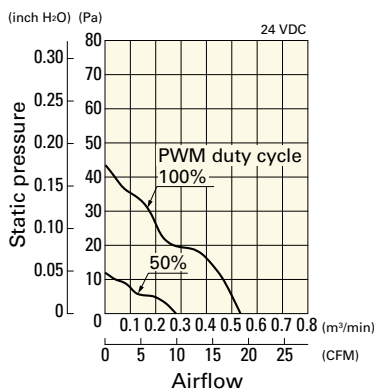


PWM duty - Speed characteristics example

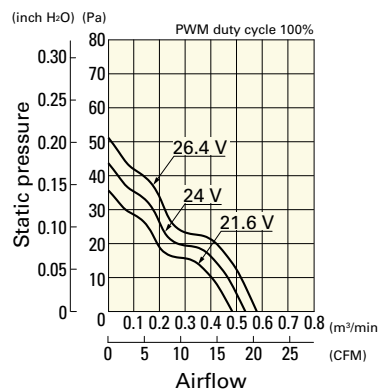


**9LG0624P4M001** With pulse sensor with PWM control function

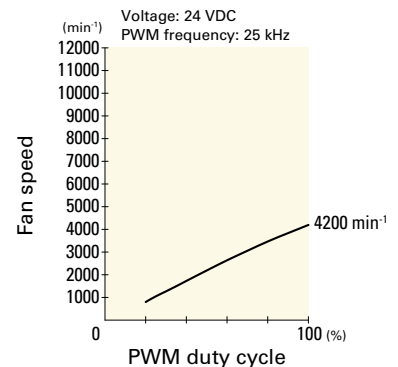
PWM duty cycle



Operating voltage range



PWM duty - Speed characteristics example

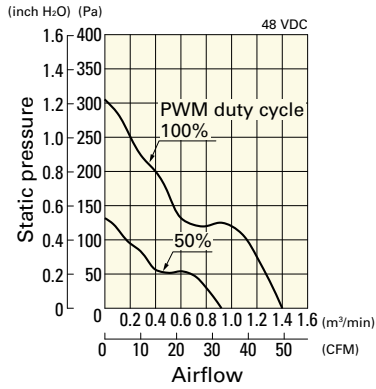


DC Long Life Fan 60 mm sq.

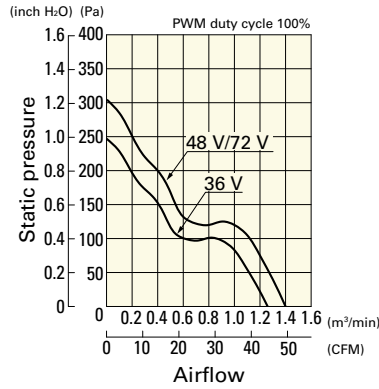
# Airflow - Static Pressure Characteristics / PWM Duty - Speed Characteristics Example

**9LG0648P4S001** With pulse sensor with PWM control function

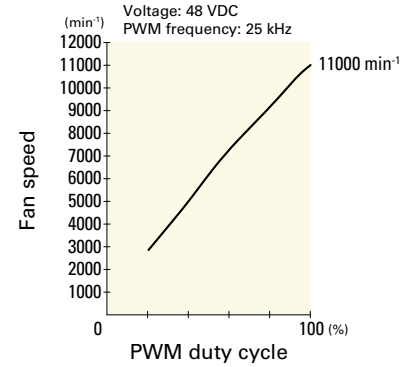
PWM duty cycle



Operating voltage range

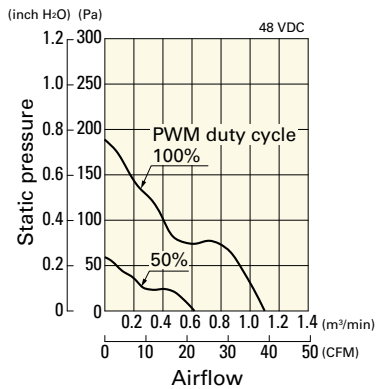


PWM duty - Speed characteristics example

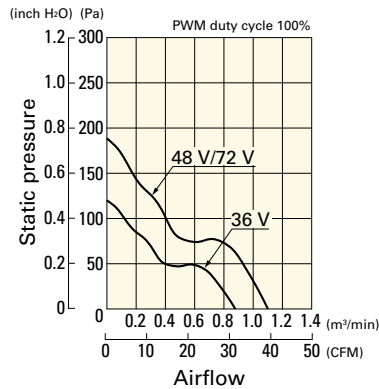


**9LG0648P4J001** With pulse sensor with PWM control function

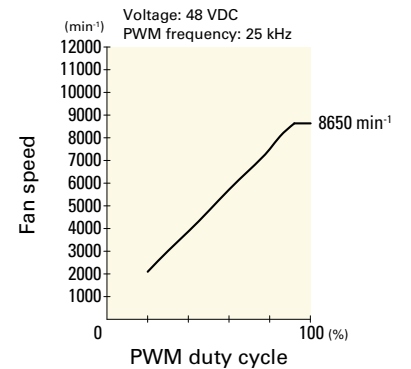
PWM duty cycle



Operating voltage range

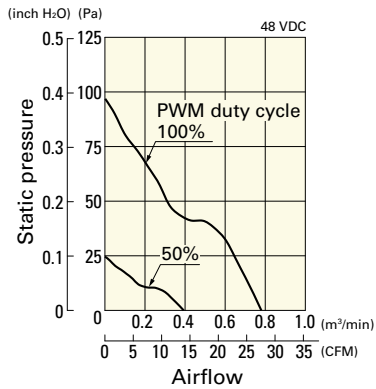


PWM duty - Speed characteristics example

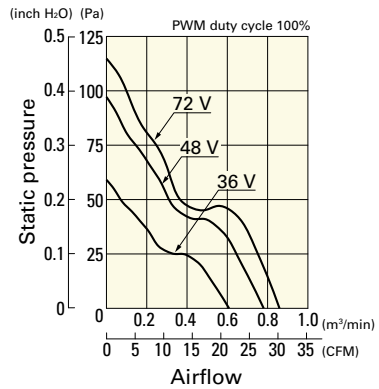


**9LG0648P4H001** With pulse sensor with PWM control function

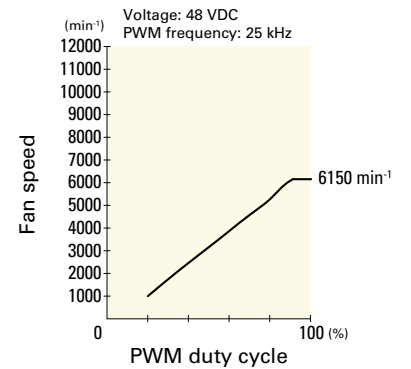
PWM duty cycle



Operating voltage range

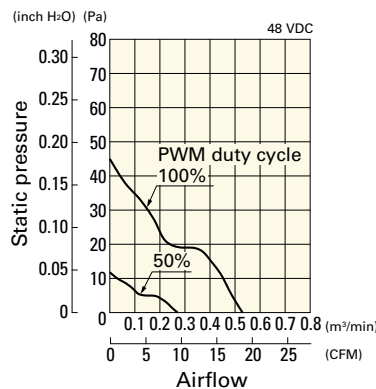


PWM duty - Speed characteristics example

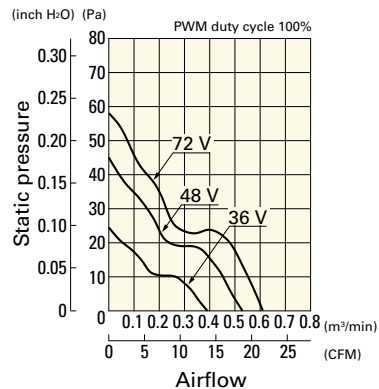


**9LG0648P4M001** With pulse sensor with PWM control function

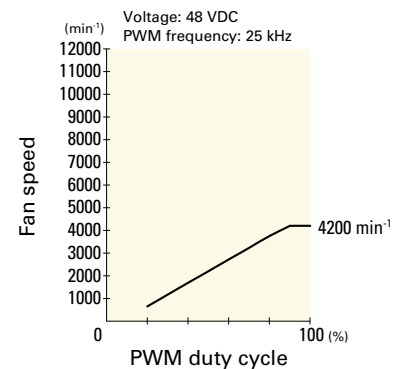
PWM duty cycle



Operating voltage range

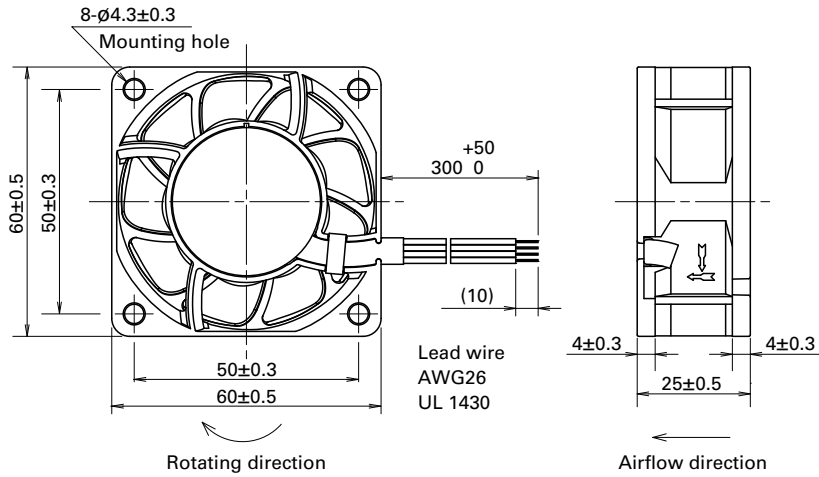


PWM duty - Speed characteristics example

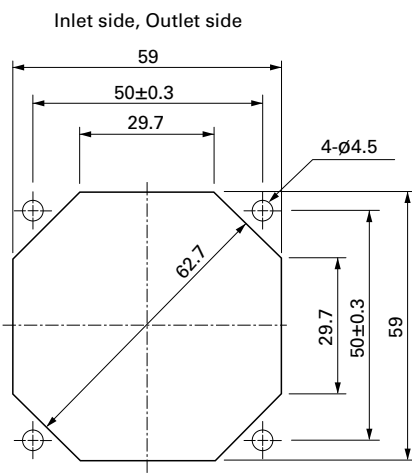


DC  
Long Life Fan 60 mm sq.

## Dimensions (unit: mm)



## Reference Dimensions of Mounting Holes and Vent Opening (unit: mm)



## Options

### Finger guards

page: p. 584

Model no.: 109-139E, 109-139H

### Resin finger guards

page: p. 591

Model no.: 109-1003G

### Resin filter kits

page: p. 592

Model no.: 109-1003F13 (13PPI), 109-1003F20 (20PPI),  
109-1003F30 (30PPI), 109-1003F40 (40PPI)