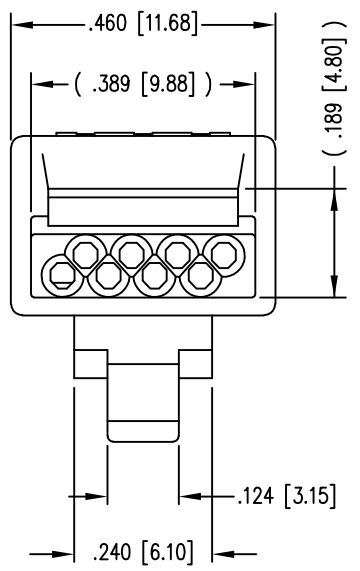
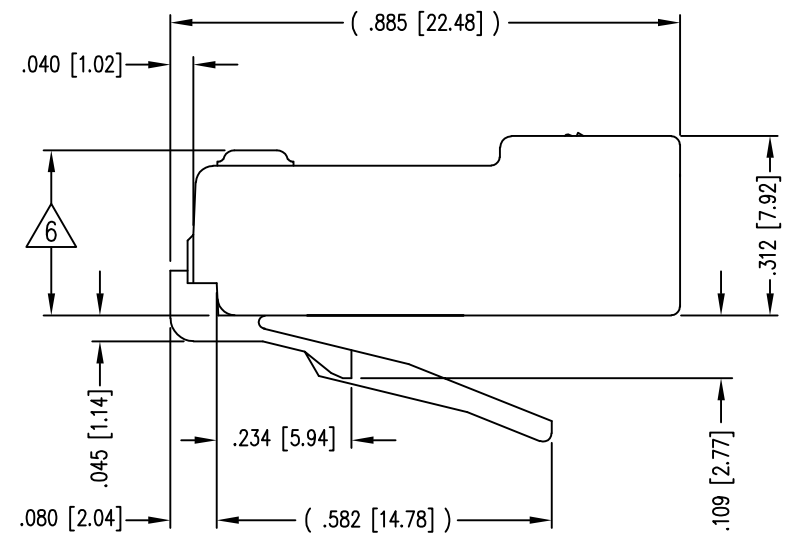
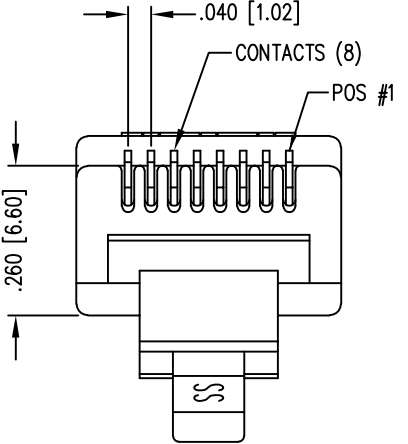
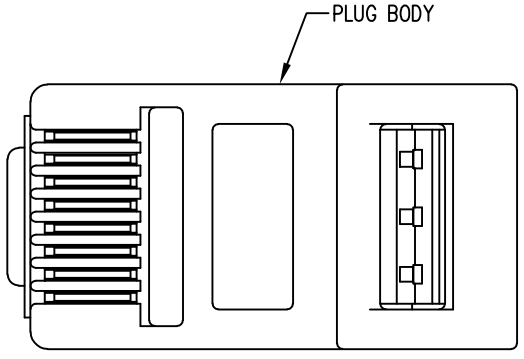
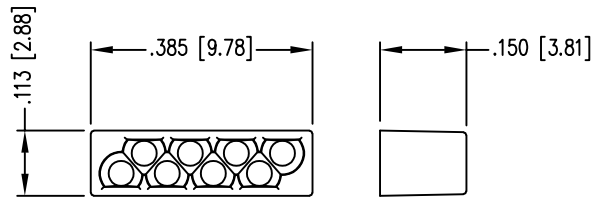


DATE	REV	ECN	APP'D. BY
1-7-15	A5	10175	TRM
3-1-16	A6	10580	TRM

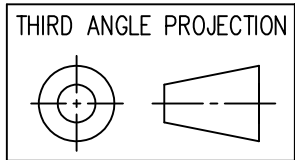


- NOTES:
- 1- PLUG KIT CONSISTS OF :
PRE-INSERTED PLUG HOUSING
MANAGEMENT BAR
 - 2- MATERIALS :
FRONT HOUSING PLASTIC : CLEAR POLYCARBONATE, UL 94-V0
MANAGEMENT BAR : CLEAR POLYCARBONATE, UL 94-V0
CONTACTS : PHOSPHOR BRONZE, SELECTIVE GOLD PLATING
 - 3- CONTACTS TERMINATE STRANDED & SOLID CONDUCTORS UP TO .042 [1.07] OUTSIDE DIAMETER OF INSULATION.
 - 4- FOR PRODUCT SPECIFICATION SEE PRO26-01.
 - 5- DIMENSIONS AND TOLERANCES COMPLY WITH FCC/CFR 47, PART 68.
- ⚠ TERMINATED PLUG HEIGHT: .237 [6.02] ±.005 [0.13] ON CABLE



MANAGEMENT BAR
P/N 370808M2-MB

BULK	50 MICRO-INCHES [1.27um]	943-SP-370808M2
PACKAGE	CONTACT PLATING IN MATING AREA	PART NUMBER



1118 Susquehanna Trail South
Glen Rock, PA 17327-9199
(717) 235-7512
<http://www.stewartconnector.com>

DO NOT SCALE DRAWING DRAWING IS SUBJECT TO CHANGE WITHOUT NOTICE	TITLE: CAT 5 PLUG	DRN BY: R.S.	DATE 2-2-94
DIMENSIONS: INCHES [METRIC] UNLESS OTHERWISE SPECIFIED TOLERANCES ARE ±.005 [0.13] ANGLES ARE ± 1°	THIS DRAWING AND THE SUBJECT MATTER SHOWN THEREON ARE CONFIDENTIAL AND THE PROPRIETARY PROPERTY OF STEWART CONNECTOR AND SHALL NOT BE REPRODUCED, COPIED, OR USED IN ANY MANNER WITHOUT PRIOR WRITTEN CONSENT OF STEWART CONNECTOR. ONE OR MORE U.S. PATENTS MAY APPLY TO THIS PRODUCT. FOR DETAILS, PLEASE VISIT: HTTP://BELFUSE.COM/STEWART/STEWART_PATENTS/	APPD BY: TGM	DATE 2-2-94
SHEET NO. 1 OF 1		DWG NO. CT370001	REV. A6

