

# 2400-2500 MHz/5150-5875 MHz 6-port MIMO Pole/Mast Mount Antenna

## OP24516SX



### 6-PORT OMNIDIRECTIONAL 3+3 MIMO ANTENNA

The OP24516SX antenna is an indoor/outdoor pole mounted omnidirectional antenna designed for 802.11n applications. As a 6-port, 3+3 MIMO antenna, with 3-ports operating over the 2.4GHz band and 3-ports assigned to the 5 GHz band, it provides an optimal 3-element MIMO solution for each band. Features a low profile radome and is designed to withstand the rigors of outdoor applications with an IP67 Ingression Protection rating. The radiation patterns are uniform and symmetrical, providing high levels of signal density into defined coverage zones. This antenna greatly enhances the performance of 802.11n systems

#### FEATURES

- Low profile esthetically neutral housing
- Both indoor/outdoor
- 6-element MIMO solution
- IP67 rating
- Conformance to RoHS

#### MARKETS

- Offices, hotels and college campuses
- Airports and hospitals
- Bus terminals and train stations
- Museums, libraries and retail malls
- Wi-Fi Hot Spots
- Cellular off-loading
- 802.11n MIMO

Parameter	Performance
Frequency	3-ports 2400-2500 MHz/ 3-ports 5150-5875 MHz
Gain (dBi)	1.6 Typical (4.0 Max)/ 5.0 Typical (6.0 Max)
VSWR	2.0:1, Max
Nominal Impedance	50Ω
Polarization	Linear, Vertical
Azimuth Typical 3dB Beamwidth	Omnidirectional
Elevation Typical 3dB Beamwidth	45° /32°
Port-to-Port Isolation	20 dB /30 dB
Input Power	5W x 6
RF Connector	Type N, Male 6x
Cable Type	Plenum rated RG-58
Cable Length	910 mm±18 mm 6x (36 in±0.71 in 6x)
Radome Material	Polycarbonate, White
Mounting	Mast Mount (31.8-57.2 OD)
Wind Survival	200 km/hr (125 mph)
Operational Temperature	-30°C to +70°C
Storage Temperature	-40°C to +85°C
Ingression Protection	IP67
Dimensions (height x OD)	116.5 x 209.6 mm
Weight	1.7 kg (3.7 lbs)

Americas: +1.847.839.6925  
IAS-AmericasEastSales@lairdtech.com

Europe: +44.1628.858941  
IAS-EUSales@lairdtech.com

Asia:  
IAS-AsiaSales@lairdtech.com

Middle East and Africa: +44.1628.858941  
IAS-MEASales@lairdtech.com

[www.lairdtech.com](http://www.lairdtech.com)

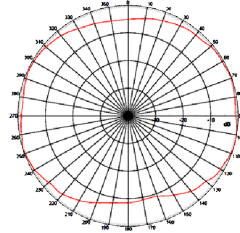
#### CONNECTORS

Part No.	Connector
OP24516SX-91NM	Type N male
OP24516SX-91RSMM	Reverse Polarity SMA male

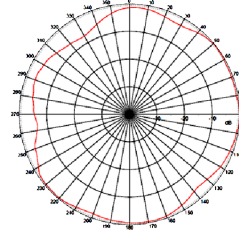
# 2400-2500 MHz/5150-5875 MHz 6-port MIMO Pole/Mast Mount Antenna

## OP24516SX

### AZIMUTH PATTERNS

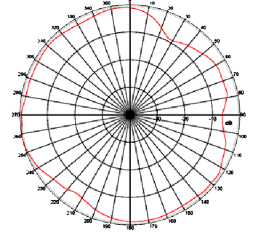


Port 1

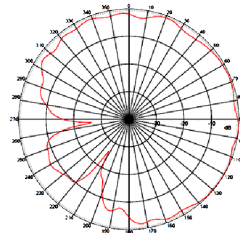


Port 2

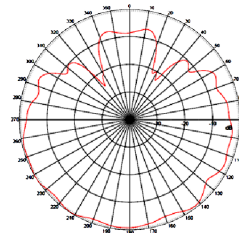
Frequency = 2400 MHz



Port 3

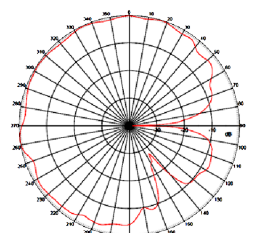


Port 1



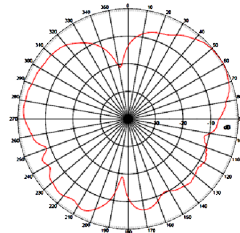
Port 2

Frequency = 5550 MHz

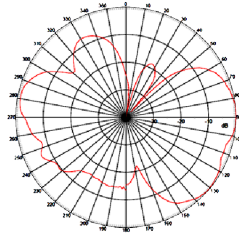


Port 3

### ELEVATION PATTERNS

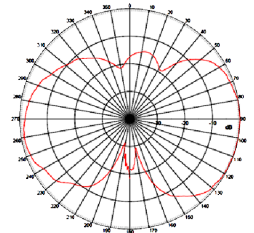


Port 1

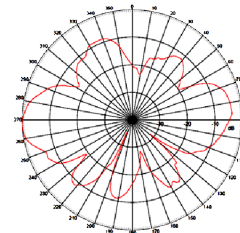


Port 2

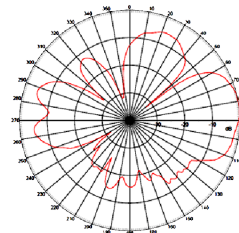
Frequency = 2400 MHz



Port 3

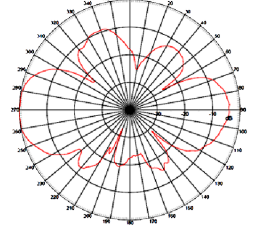


Port 1



Port 2

Frequency = 5550 MHz



Port 3

ANT-DS-OP24516SX 0516

Any information furnished by Laird Technologies, Inc. and its agents is believed to be accurate and reliable. All specifications are subject to change without notice. Responsibility for the use and application of Laird Technologies materials rests with the end user. Laird Technologies makes no warranties as to the fitness, merchantability, suitability or non-infringement of any Laird Technologies materials or products for any specific or general uses. Laird Technologies shall not be liable for incidental or consequential damages of any kind. All Laird Technologies products are sold pursuant to the Laird Technologies' Terms and Conditions of sale in effect from time to time, a copy of which will be furnished upon request. © Copyright 2016 Laird Technologies, Inc. All Rights Reserved. Laird, Laird Technologies, the Laird Technologies Logo, and other marks are trade marks or registered trade marks of Laird Technologies, Inc. or an affiliate company thereof. Other product or service names may be the property of third parties. Nothing herein provides a license under any Laird Technologies or any third party intellectual property rights.