

CLI – CableLine® Laser-printed Identification Cable markers and wire markers

Product information

CLI – CableLine® Laser-printed Identification

Introduction	4
Materials	5
Weidmüller tests and test procedures	6
Selection table	7
CableLine® packaging types	8

CableLine® – Blank markers	10
CableLine® – Special print	13
CableLine® – International colour code	16

CableLine® – Closed wire markers	18
CableLine® – CLI C 02-3	19
CableLine® – CLI C 02-6, 02-9	21
CableLine® – CLI C 1-3	22
CableLine® – CLI C 1-6	25
CableLine® – CLI C 1-6, 1-9	27
CableLine® – CLI C 2-4	28
CableLine® – CLI C 2-4, 2-6, 2-9	29
CableLine® – CLI C 3-6	30
CableLine® – CLI C 3-6, 3-9	31
CableLine® – Paged markers	32
CableLine® – CLI R 02	35
CableLine® – CLI R 02-3, 1-3	36
CableLine® – CLI R 1-3, 1-9, 1-12	37

CableLine® – Open wire markers	38
CableLine® – CLI O 10	39
CableLine® – CLI O 20	40
CableLine® – CLI O 30	41

CableLine® – Cable markers and holders	42
CableLine® – CLI M 2-4, 2-6	43
CableLine® – Accessories	45


CableLine® – Transparent sleeves	48
CableLine® – CLI T, CLI TM	49

CableLine® – Stainless steel markers	50
CableLine® – WSM	51
CableLine® – Accessories WSM stainless steel markers	52

CableLine® – Accessories	
CableLine® – Accessories: Inlay tags	53
CableLine® – Accessories: Cable ties	54
CableLine® – Accessories: Holders and tools	55

Appendix	
Worldwide activities	56

CableLine®




A complete assortment for all marking tasks

The CableLine® product programme consists of individual combination markers for cables and wires with cross-sections from 0.2 mm² to 70 mm². The programme makes marking of electrical cables both simple and flexible. The reason: the CableLine® assortment includes both closed and open markers that can be attached before or after the wire or cable has been connected.

Providing incomparable quality, the CableLine® markers are printed using a new laser technology. Manufactured from cadmium- and silicone-free PVC, all markers meet UL 94-VO requirements. Stainless steel versions also available.

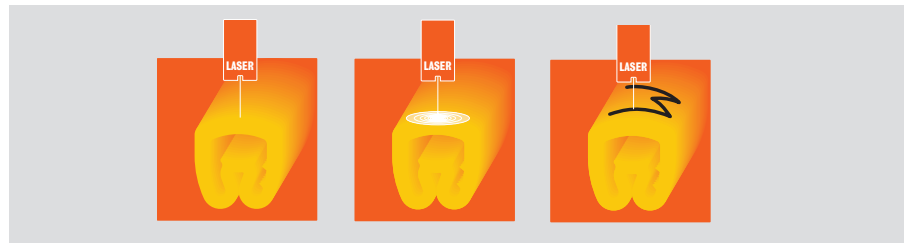
The CableLine® programme comprises

- Wire markers
- Cable markers
- Standard or customer special print
- Accessories and tools
- Available in PVC or stainless steel versions



The laser printing method

All standard prints of the CableLine® markers are printed using a new laser technology. By changing the colour of the marker material, we are able to achieve printed characters that are both unique and indestructible. This laser technology enables us to print the markers in brilliant colours and excellent quality. As well as being suitable for extreme conditions, the perfectly legible, sharp contoured markings are tamper-proof. The printed characters successfully withstand all the usual market tests pertaining to resistance to smearing and scratching; the markers are even impervious to solvents such as acetone.



The material used for CableLine® markers is extremely robust and suitable for continuous operating temperatures between -40 °C to +80 °C. That means identification markings are also eminently suitable to withstand tough climatic conditions. See for yourself – be convinced!

Materials

Material	Description
Polyamide Temperature range: -40 °C to +100 °C	Polyamide (PA) is one of the most common commercial plastics. The advantages of this material are its very good electrical and mechanical properties, its flexibility and resistance to breakage. Furthermore, owing to its chemical structure, PA achieves good fire resistance even without the use of flame-retardant agents.
PVC Temperature range: -30 °C to +80 °C	Plasticised PVC is manufactured from polyvinyl chloride and softeners together with additives like stabilisers and lubricants. It is generally transparent but can be dyed any colour. PVC is resistant to corrosive salt solutions and the majority of acids and alkalis. Owing to its chemical structure, raw PVC resists ageing and is not attacked by oxygen or ozone.
Hard PVC Temperature range: -30 °C to +80 °C	Hard PVC is manufactured from polyvinyl chloride without plasticisers. This is the reason for its high mechanical strength, rigidity and hardness characteristics. In addition, high resistance to chemicals is further distinguishing feature. The absence of plasticisers in hard PVC ensures that the material 'self-extinguishes' once it is removed from the flames.
Stainless steel Temperature range: -80 °C to +500 °C	SS 2348 corresponds to Al Si 316 and steel grade 1.4404. This acid-resistant steel contains at least 17 % chromium, 11 % nickel and 2 % molybdenum. The material exhibits good weathering resistance in salt-laden and moist atmospheres and does not corrode in the presence of acids.
POM Temperature range: -40 °C to +80 °C	Polyacetal is also known as polyoxymethylene, abbreviated to POM. Its distinguishing characteristics include a high-degree of tensile strength, hardness and stiffness across a wide temperature range.




Owing to the sheer number of possible applications and environmental influences such as moisture, radiation, gases or heat/cold to which the products can be exposed, Weidmüller accepts no liability for the suitability of products in all customer applications. Suitability tests for specific applications must therefore be carried out by the customer. However, Weidmüller will be happy to provide help and advice upon request.

Due to the different identification system available on the market, we wish to point out that Weidmüller does not guarantee industrial identification products if the Weidmüller components (markers – transparent sleeves – ink/toner/colour ink ribbons – printing systems) are combined with third-party products, unless Weidmüller has explicitly agreed for the purpose of an individual application.

Weidmüller tests and test procedures

Tests	Test conditions/requirements
Materials test	Flammability in accordance with UL 94-V0 Shore A hardness test A – ISO 868 Surface resistance – DIN IEC 60093
Ageing	All marker materials are tested for their ageing resistance. Weidmüller test specification – LPV 2216.
Function test of PTFE and PVC wire insulation	Suitability of markers for installation at temperatures between –10 °C to +40 °C. Correct attachment test of the respective marker size for the smallest to the largest wire diameter. Test for symmetry of the marker on the wire
Vibration resistance on carrier	Vibration test, industry, in accordance with: DIN EN 60068-2-6, sinusoidal (3 axes, 10 cycles per axis, acceleration 5g, frequency 10–500 Hz, sweep rate 1 octave/minute) Weidmüller test specification – LPV 2272
Wipe resistance	Resistance of the print against the affects of hand perspiration, machine oil, water and ethanol. A slight alteration is permissible; however, clear identification (legibility) must be guaranteed. In the case of printing subject to VDE 0611 pt 4 (rating plate details), the wipe resistance against water and mineral spirits is to be tested for a period of 15 minutes. Standards: DIN VDE 0611-4 / Pt. 3.1.3 DIN EN 60947-1/ Pt. 5.1 DIN EN 60742, CEI 16-7 Weidmüller test specification – LPV 2166
Scratch resistance	No scratches may be visible on the base or the carrier following the fingernail test. A slight alteration is permissible; however, clear identification must be guaranteed. Weidmüller test specification – LPV 2165
UV light resistance	The function must be guaranteed. The print or colour of the product must be clearly recognisable. Standard: DIN EN ISO 4892-2; Weidmüller test specification – LPV 2216
Chemical resistance of the print	Weidmüller test specification – LPV 2167

CableLine® packaging types



Technical data

	Type	Marker length mm	CD	MultiPack	Bag	Roll Paged	Looped strip
	CLI C 02-3	3	500	1000 (5 x 200)	-	-	-
	CLI C 02-6	6	250	1000 (5 x 200)	-	1000	1000
	CLI C 02-9	9	125	500 (5 x 100)	-	1000	1000
	CLI C 02-12	12	-	1000 (5 x 200)	-	1000	1000
	CLI C 02-15	15	-	-	-	-	1000
	CLI C 02-18	18	-	-	-	-	1000
	CLI C 02-21	21	-	-	-	-	1000
	CLI C 1-3	3	500	1000 (5 x 200)	-	-	-
	CLI C 1-6	6	250	500 (5 x 100)	-	1000	1000
	CLI C 1-9	9	125	500 (5 x 100)	-	1000	1000
CLI C 1-12	12	-	-	-	1000	1000	
CLI C 1-15	15	-	-	-	-	1000	
CLI C 1-18	18	-	-	-	-	1000	
CLI C 1-21	21	-	-	-	-	1000	
CLI C 1-24	24	-	-	-	-	1000	
CLI C 1-33	33	-	-	-	-	1000	
CLI C 2-4	4	250	500 (5 x 100)	-	-	-	
CLI C 2-6	6	125	500 (5 x 100)	-	-	1000	
CLI C 2-9	9	125	500 (5 x 100)	-	-	1000	
CLI C 2-12	12	-	-	-	-	1000	
CLI C 2-15	15	-	-	-	-	1000	
CLI C 2-18	18	-	-	-	-	1000	
CLI C 2-21	21	-	-	-	-	1000	
CLI C 3-6	6	-	100 (5 x 20)	-	-	1000	
CLI C 3-9	9	-	100 (5 x 20)	-	-	1000	
CLI C 3-12	12	-	-	-	-	1000	
CLI C 3-15	15	-	-	-	-	1000	
CLI C 3-18	18	-	-	-	-	1000	
CLI C 3-21	21	-	-	-	-	1000	
	CLI O 10-3	3	-	1000 (5 x 200)	-	-	-
	CLI O 10-6	6	-	1000 (5 x 200)	-	-	-
	CLI O 20-3	3	-	1000 (5 x 200)	-	-	-
	CLI O 20-6	6	-	1000 (5 x 200)	-	-	-
	CLI O 30-3	3	-	1000 (5 x 200)	-	-	-
	CLI M 2-4	4	500	500 (5 x 100)	-	-	-
	CLI M 2-6	6	250	500 (5 x 100)	-	-	1000
	CLI M 2-9	9	125	-	-	-	1000
	CLI M 2-12	12	-	-	-	-	1000
	CLI M 2-21	21	-	-	-	-	1000
	CLI M 2-25Q	25	-	-	-	-	1000
	CLI M 2-40Q	40	-	-	-	-	1000
	CLI MH-70	70	-	-	100	-	-
	CLI MH-110	110	-	-	100	-	-
	CLI T 02-12	12	-	-	200	-	-
	CLI T 02-15	15	-	-	200	-	-
	CLI T 02-18	18	-	-	200	-	-
	CLI T 02-20	20	-	-	200	-	-
	CLI T 02-30	30	-	-	200	-	-
CLI T 1-12	12	-	-	200	-	-	
CLI T 1-15	15	-	-	200	-	-	
CLI T 1-18	18	-	-	200	-	-	
CLI T 1-20	20	-	-	200	-	-	
CLI T 1-30	30	-	-	200	-	-	
CLI T 2-12	12	-	-	100	-	-	
CLI T 2-15	15	-	-	100	-	-	
CLI T 2-18	18	-	-	100	-	-	
CLI T 2-20	20	-	-	100	-	-	
CLI T 2-30	30	-	-	100	-	-	
CLI T 3-12	12	-	-	100	-	-	
CLI T 3-15	15	-	-	100	-	-	
CLI T 3-18	18	-	-	100	-	-	
CLI T 3-20	20	-	-	100	-	-	
CLI T 3-30	30	-	-	100	-	-	

CableLine® - Blank markers

Technical specification

Material	PVC, soft
UL 94 flammability rating	corresponds to V-0
Temperature range	-30 °C to +80 °C



CLI R 02

Fitting mandrel with CLI C 02

Technical specification

Conductor cross-section	0.5 mm ² - 1.5 mm ²
Cond. ext. Ø	1 mm - 3 mm

Ordering data

Type	Colour	Length	Qty.	MultiPack Order No.	CD Order No.	Looped strip Order No.
CLI R 02-3	● yellow	3	10	0560001687		

CLI R 1

Fitting mandrel with CLI C 1

Technical specification

Conductor cross-section	1.5 mm ² - 4 mm ²
Cond. ext. Ø	3 mm - 5 mm

Type	Colour	Length	Qty.	MultiPack Order No.	CD Order No.	Looped strip Order No.
CLI R 1-3	● blue	3	10	0572900002		
CLI R 1-3	● yellow	3	10	0572901687		

CLI C 02

Technical specification

Conductor cross-section	0.5 mm ² - 1.5 mm ²
Cond. ext. Ø	1 mm - 3 mm

Type	Colour	Length	Qty.	MultiPack Order No.	CD Order No.	Looped strip Order No.
CLI C 02-3	● yellow	3	200	0213811687		
CLI C 02-3	● yellow	3	500		1568241058	
CLI C 02-3	● red	3	200	0213811686		
CLI C 02-3	● red	3	500		1568241686	
CLI C 02-3	○ white	3	200	0213811044		
CLI C 02-3	○ white	3	500		1869821044	
CLI C 02-3	● grey	3	200	1869351691		
CLI C 02-3	● grey	3	500		1878201691	
CLI C 02-3	● blue	3	200	0213811693		
CLI C 02-3	● blue	3	500		1878201693	
CLI C 02-3	● pink	3	500		1568241695	
CLI C 02-3	● brown	3	500		1568241692	
CLI C 02-3	● violet	3	500		1568241689	
CLI C 02-3	● black	3	500		1568241694	
CLI C 02-3	● orange	3	500		1568241690	
CLI C 02-3	● green	3	500		1568241688	
CLI C 02-6	● yellow	6	250		1568241059	
CLI C 02-9	● yellow	9	125		1568241060	
CLI C 02-18	● yellow	18	1000			1873741687
CLI C 02-18	○ white	18	1000			1873741044

Technical specification

Material	PVC, soft
UL 94 flammability rating	corresponds to V-0
Temperature range	-30 °C to +80 °C

**CLI C 1****Technical specification**

Conductor cross-section	1.5 mm ² - 4 mm ²
Cond. ext. Ø	3 mm - 5 mm

Ordering data

Type	Colour	Length	Qty.	MultiPack Order No.	CD Order No.	Looped strip Order No.
CLI C 1-3	● yellow	3	200	0171111687		
CLI C 1-3	● yellow	3	500		1568251699	
CLI C 1-3	● blue	3	200	0171111693		
CLI C 1-3	● blue	3	500		1568251693	
CLI C 1-3	● grey	3	200	0171111691		
CLI C 1-3	● grey	3	500		1568251691	
CLI C 1-3	● green	3	200	0171111688		
CLI C 1-3	● green	3	500		1568251688	
CLI C 1-3	● red	3	200	0171111686		
CLI C 1-3	● red	3	500		1568251686	
CLI C 1-3	○ white	3	200	0171111044		
CLI C 1-3	○ white	3	500		1568251044	
CLI C 1-3	● pink	3	500		1568251695	
CLI C 1-3	● violet	3	500		1568251689	
CLI C 1-3	● orange	3	500		1568251690	
CLI C 1-3	● brown	3	500		1568251692	
CLI C 1-3	● black	3	500		1568251694	
CLI C 1-6	● yellow	6	250		1868811687	
CLI C 1-9	● yellow	9	125		1868810004	
CLI C 1-12	● yellow	12	1000			1871841687
CLI C 1-12	○ white	12	1000			1871841044
CLI C 1-15	● yellow	15	1000			1871791687
CLI C 1-15	○ white	15	1000			1871791044
CLI C 1-18	● yellow	18	1000			1871801687
CLI C 1-18	○ white	18	1000			1871801044
CLI C 1-21	● yellow	21	1000			1913311687
CLI C 1-24	○ white	24	1000			1871811044
CLI C 1-33	● yellow	33	1000			1871821687

CLI C 2**Technical specification**

Conductor cross-section	2.5 mm ² - 16 mm ²
Cond. ext. Ø	4 mm - 10 mm

Type	Colour	Length	Qty.	MultiPack Order No.	CD Order No.	Looped strip Order No.
CLI C 2-4	● blue	4	250		0171301693	
CLI C 2-4	● yellow	4	100	0171310000		
CLI C 2-4	● yellow	4	250		0171301687	
CLI C 2-4	● green	4	250		0171301688	
CLI C 2-4	● grey	4	250		0171301691	
CLI C 2-4	○ white	4	100	0251311060		
CLI C 2-4	○ white	4	250		0171301044	
CLI C 2-4	● black	4	250		0171301694	
CLI C 2-4	● brown	4	250		0171301692	
CLI C 2-4	● red	4	250		0171301686	
CLI C 2-4	● orange	4	250		0171301690	
CLI C 2-4	● violet	4	250		0171301689	
CLI C 2-6	● yellow	6	125		1871901687	
CLI C 2-9	● yellow	9	125		1871971687	
CLI C 2-18	● yellow	18	1000			1871831687
CLI C 2-18	○ white	18	1000			1871831044

CableLine® - Blank markers

Technical specification

Material	PVC, soft
UL 94 flammability rating	corresponds to V-0
Temperature range	-30 °C to +80 °C



CLI C 3

Technical specification

Conductor cross-section	16 mm ² - 70 mm ²
Cond. ext. Ø	8 mm - 16 mm

Ordering data

Type	Colour	Length	Qty.	MultiPack Order No.	CD Order No.	Looped strip Order No.
CLI C 3-6	● yellow	6	20	0240011687		
CLI C 3-6	○ white	6	20	0240011044		
CLI C 3-6	● black	6	20	0240011694		
CLI C 3-6	● brown	6	20	0240011692		
CLI C 3-6	● red	6	20	0240011686		
CLI C 3-6	● orange	6	20	0240011690		
CLI C 3-6	● green	6	20	0240011688		
CLI C 3-6	● blue	6	20	0240011693		
CLI C 3-6	● violet	6	20	0240011689		
CLI C 3-6	● grey	6	20	0240011691		
CLI C 3-18	● yellow	18	1000			1872671687

CLI O 10

Technical specification

Conductor cross-section	0.4 mm ² - 1.5 mm ²
Cond. ext. Ø	2 mm - 3 mm

Type	Colour	Length	Qty.	MultiPack Order No.	CD Order No.	Looped strip Order No.
CLI O 10-3	● yellow	3	200	0689600000		
CLI O 10-3	○ white	3	200	1872681044		

CLI O 20

Technical specification

Conductor cross-section	1.5 mm ² - 3 mm ²
Cond. ext. Ø	3 mm - 4 mm

Type	Colour	Length	Qty.	MultiPack Order No.	CD Order No.	Looped strip Order No.
CLI O 20-3	● yellow	3	200	0689700000		
CLI O 20-3	○ white	3	200	1872691044		

CLI O 30

Technical specification

Conductor cross-section	3 mm ² - 4 mm ²
Cond. ext. Ø	4 mm - 5 mm

Type	Colour	Length	Qty.	MultiPack Order No.	CD Order No.	Looped strip Order No.
CLI O 30-3	● yellow	3	200	0689800000		
CLI O 30-3	○ white	3	200	1872701044		

CLI M 2

Technical specification

Conductor cross-section	16 mm ² - 500 mm ²
Cond. ext. Ø	10 mm - 317 mm

Type	Colour	Length	Qty.	MultiPack Order No.	CD Order No.	Looped strip Order No.
CLI M 2-13	● yellow	4	100	1733650004		
CLI M 2-4	● yellow	4	500		1568300001	
CLI M 2-14	○ white	4	100	1871371044		
CLI M 2-9	○ white	4	500		1568301051	
CLI M 2-10	● red	4	500		1568301686	
CLI M 2-12	● green	4	500		1568301688	
CLI M 2-11	● blue	4	500		1568301693	
CLI M 2-8	● violet	4	500		1568301689	
CLI M 2-7	● orange	4	500		1568301701	
CLI M 2-6	● brown	4	500		1568301692	
CLI M 2-5	● black	4	500		1568301700	
CLI M 2-25Q	● yellow	25	1000			1886531687
CLI M 2-40Q	● yellow	40	1000			1886541687

Technical specification

Material	PVC, soft
UL 94 flammability rating	corresponds to V-0
Temperature range	-30 °C to +80 °C

**CLI R 02**

Fitting mandrel with CLI C 02

Technical specification

Conductor cross-section	0.5 mm ² - 1.5 mm ²
Cond. ext. Ø	1 mm - 3 mm

Ordering data

Type	max. characters per marker	Length	Qty.	MultiPack Order No.	CD Order No.	Looped strip Order No.
CLI R 02-3	1	3	10	0560009999		

CLI R 1

Fitting mandrel with CLI C 1

Technical specification

Conductor cross-section	1.5 mm ² - 4 mm ²
Cond. ext. Ø	3 mm - 5 mm

Type	max. characters per marker	Length	Qty.	MultiPack Order No.	CD Order No.	Looped strip Order No.
CLI R 1-3	1	3	10	0572909999		

CLI C 02**Technical specification**

Conductor cross-section	0.5 mm ² - 1.5 mm ²
Cond. ext. Ø	1 mm - 3 mm

Type	max. characters per marker	Length	Qty.	MultiPack Order No.	CD Order No.	Looped strip Order No.
CLI C 02-3	1	3	500		1568249999	
CLI C 02-3	1	3	1			1912550000
CLI C 02-6	2	6	250		1869999999	
CLI C 02-6	2	6	1			1912620000
CLI C 02-9	3	9	125		1899290000	
CLI C 02-9	3	9	1			1869829999
CLI C 02-12	4	12	1			1873330000
CLI C 02-15	5	15	1			0252509999
CLI C 02-18	8	18	1			1873749999
CLI C 02-21	10	21	1			1873340000
CLI C 02-24	12	24	1			1912500000
CLI C 02-27	13	27	1			1912510000
CLI C 02-30	15	30	1			1912580000
CLI C 02-33	17	33	1			1912590000
CLI C 02-36	19	36	1			1912600000
CLI C 02-39	21	39	1			1912610000

CLI C 1**Technical specification**

Conductor cross-section	1.5 mm ² - 4 mm ²
Cond. ext. Ø	3 mm - 5 mm

Type	max. characters per marker	Length	Qty.	MultiPack Order No.	CD Order No.	Looped strip Order No.
CLI C 1-3	1	3	500		1568259999	
CLI C 1-3	1	3	1			1912650000
CLI C 1-6	2	6	250		0252709999	
CLI C 1-6	2	6	1			1912700000
CLI C 1-9	3	9	125		0252809999	
CLI C 1-9	3	9	1			1868819999
CLI C 1-12	4	12	1			1873350000
CLI C 1-15	5	15	1			1873360000
CLI C 1-18	8	18	1			1871809999
CLI C 1-21	10	21	1			1873370000
CLI C 1-24	12	24	1			1912630000
CLI C 1-27	13	27	1			1912640000
CLI C 1-30	15	30	1			1912660000
CLI C 1-33	17	33	1			1912670000
CLI C 1-36	19	36	1			1912680000
CLI C 1-39	21	39	1			1912690000

Technical specification

Material PVC, soft
 UL 94 flammability rating corresponds to V-0
 Temperature range -30 °C to +80 °C



CLI C 2

Technical specification

Conductor cross-section 2.5 mm² - 16 mm²
 Cond. ext. Ø 4 mm - 10 mm

Ordering data

Type	max. characters per marker	Length	Qty.	MultiPack Order No.	CD Order No.	Looped strip Order No.
CLI C 2-4	1	4	250		1568269999	
CLI C 2-6	2	6	125		1871909999	
CLI C 2-9	3	9	100		1899240000	
CLI C 2-9	3	9	1			1871979999
CLI C 2-12	4	12	1			1873380000
CLI C 2-15	6	15	1			1873390000
CLI C 2-18	8	18	1			1871839999
CLI C 2-21	10	21	1			1873400000
CLI C 2-24	12	24	1			1912710000
CLI C 2-27	13	27	1			1912720000
CLI C 2-30	15	30	1			1912730000
CLI C 2-33	17	33	1			1912740000
CLI C 2-36	19	36	1			1912750000
CLI C 2-39	13	39	1			1912760000

CLI C 3

Technical specification

Conductor cross-section 16 mm² - 70 mm²
 Cond. ext. Ø 8 mm - 16 mm

Type	max. characters per marker	Length	Qty.	MultiPack Order No.	CD Order No.	Looped strip Order No.
CLI C 3-6	2	6	1			1872309999
CLI C 3-9	3	9	1			1872659999
CLI C 3-12	4	12	1			1873420000
CLI C 3-15	5	15	1			1873430000
CLI C 3-18	8	18	1			1872679999
CLI C 3-21	10	21	1			1873410000
CLI C 3-24	12	24	1			1912770000
CLI C 3-27	13	27	1			1912780000
CLI C 3-30	15	30	1			1912790000
CLI C 3-33	17	33	1			1912800000
CLI C 3-36	19	36	1			1912810000
CLI C 3-39	21	39	1			1912820000

CLI O 10

Technical specification

Conductor cross-section 0.4 mm² - 1.5 mm²
 Cond. ext. Ø 2 mm - 3 mm

Type	max. characters per marker	Length	Qty.	MultiPack Order No.	CD Order No.	Looped strip Order No.
CLI O 10-3	1	3	1000	0648009999		
CLI O 10-6	2	6	1000	0660100000		

CLI O 20

Technical specification

Conductor cross-section 1.5 mm² - 3 mm²
 Cond. ext. Ø 3 mm - 4 mm

Type	max. characters per marker	Length	Qty.	MultiPack Order No.	CD Order No.	Looped strip Order No.
CLI O 20-3	1	3	1000	0648109999		
CLI O 20-6	2	6	1000	0694700000		

CLI O 30

Technical specification

Conductor cross-section 3 mm² - 4 mm²
 Cond. ext. Ø 4 mm - 5 mm

Type	max. characters per marker	Length	Qty.	MultiPack Order No.	CD Order No.	Looped strip Order No.
CLI O 30-3	1	3	1000	0648209999		
CLI O 30-6	2	6	1000	1873470000		

Custom printing with details of colour and characters

Technical specification

Material	PVC, soft
UL 94 flammability rating	corresponds to V-0
Temperature range	-30 °C to +80 °C



CLI M

Technical specification

Conductor cross-section	16 mm ² - 500 mm ²
Cond. ext. Ø	10 mm - 317 mm

Ordering data

Type	max. characters per marker	Length	Qty.	MultiPack Order No.	CD Order No.	Looped strip Order No.
CLI M 2-4	1	4	500		1568309999	
CLI M 2-4	1	4	1			1912830000
CLI M 2-6	2	6	250		1871789999	
CLI M 2-6	2	6	1			1912840000
CLI M 2-9	3	9	200		1899250000	
CLI M 2-9	3	9	1			1873440000
CLI M 2-12	4	12	1			1873450000
CLI M 2-15	5	15	1			1899260000
CLI M 2-18	8	18	1			1899230000
CLI M 2-21	10	21	1			1873460000
CLI M 2-24	12	24	1			1912860000
CLI M 2-27	13	27	1			1912870000
CLI M 2-30	15	30	1			1912880000
CLI M 2-33	17	33	1			1912920000
CLI M 2-36	19	36	1			1912950000
CLI M 2-39	21	39	1			1912960000
CLI M 2-25	12	25	1			1579500000
CLI M 2-40	21	40	1			1634790000

Technical specification

Material PVC, soft
 UL 94 flammability rating corresponds to V-0
 Temperature range -30 °C - to +80 °C



CLI C 02-3

Technical specification

Conductor cross-section 0,5 mm² - 1,5 mm²
 Cond. ext. Ø 1 mm - 3 mm
 Length 3 mm

Ordering data

Printing	Colour	Text colour	MultiPack	CD
			Qty.=200 Order No.	Qty.=500 Order No.
0	● black	white	0252111503	1568241503
1	● brown	white	0252111506	1568241506
2	● red	black	0252111509	1568241509
3	● orange	black	0252111512	1568241512
4	● yellow	black	0252111514	1568241514
5	● green	black	0252111518	1568241518
6	● blue	black	0252111521	1568241521
7	● violet	black	0252111524	1568241524
8	● grey	black	0252111527	1568241527
9	○ white	black	0252111530	1568241530

CLI C 1-3

Technical specification

Conductor cross-section 1,5 mm² - 4 mm²
 Cond. ext. Ø 3 mm - 5 mm
 Length 3 mm

Printing	Colour	Text colour	MultiPack	CD
			Qty.=200 Order No.	Qty.=500 Order No.
0	● black	white	0252611503	1568251503
1	● brown	white	0252611506	1568251506
2	● red	black	0252611509	1568251509
3	● orange	black	0252611512	1568251512
4	● yellow	black	0252611514	1568251514
5	● green	black	0252611518	1568251518
6	● blue	black	0252611521	1568251521
7	● violet	black	0252611524	1568251524
8	● grey	black	0252611527	1568251527
9	○ white	black	0252611530	1568251530

CLI C 2-4

Technical specification

Conductor cross-section 2,5 mm² - 16 mm²
 Cond. ext. Ø 4 mm - 10 mm
 Length 4 mm

Printing	Colour	Text colour	MultiPack	CD
			Qty.=200 Order No.	Qty.=500 Order No.
0	● black	white	0251311503	1568261503
1	● brown	white	0251311506	1568261506
2	● red	black	0251311509	1568261509
3	● orange	black	0251311512	1568261512
4	● yellow	black	0251311514	1568261514
5	● green	black	0251311518	1568261518
6	● blue	black	0251311521	1568261521
7	● violet	black	0251311524	1568261524
8	● grey	black	0251311527	1568261527
9	○ white	black	0251310009	1568261530

CLI C 3-6

Technical specification

Conductor cross-section 16 mm² - 70 mm²
 Cond. ext. Ø 8 mm - 16 mm
 Length 6 mm

Printing	Colour	Text colour	MultiPack
			Qty.=200 Order No.
0	● black	white	0253411503
1	● brown	white	0253411506
2	● red	black	0253411509
3	● orange	black	0253411512
4	● yellow	black	0253411514
5	● green	black	0253411518
6	● blue	black	0253411521
7	● violet	black	0253411524
8	● grey	black	0253411527
9	○ white	black	0253411530



Technical specification

Material PVC, soft
 UL 94 flammability rating corresponds to V-0
 Temperature range -30 °C - to +80 °C

CLI M 2-4

Technical specification

Conductor cross-section 16 mm² - 500 mm²
 Cond. ext. Ø 10 mm - 317 mm
 Length 4 mm

Ordering data

Printing	Colour	Text colour	MultiPack	CD
			Qty.=200 Order No.	Qty.=500 Order No.
0	● black	white	1733651503	1568301503
1	● brown	white	1733651506	1568301506
2	● red	black	1733651509	1568301509
3	● orange	black	1733651512	1568301512
4	● yellow	black	1733651514	1568301514
5	● green	black	1733651518	1568301518
6	● blue	black	1733651521	1568301521
7	● violet	black	1733651524	1568301524
8	● grey	black	1733651527	1568301527
9	○ white	black	1733651530	1568301530

CLI R 02

Fitting mandrel with CLI C 02

Technical specification

Conductor cross-section 0,5 mm² - 1,5 mm²
 Cond. ext. Ø 1 mm - 3 mm
 Length 3 mm

Printing	Colour	Text colour	Qty.	Order No.
0	● black	white	10	0560001503
1	● brown	white	10	0560001506
2	● red	black	10	0560001509
3	● orange	black	10	0560001512
4	● yellow	black	10	0560001513
5	● green	black	10	0560001518
6	● blue	black	10	0560001521
7	● violet	black	10	0560001524
8	● grey	black	10	0560001527
9	○ white	black	10	0560001530

CLI R 1

Fitting mandrel with CLI C 1

Technical specification

Conductor cross-section 1,5 mm² - 4 mm²
 Cond. ext. Ø 3 mm - 5 mm
 Length 3 mm

Printing	Colour	Text colour	Qty.	Order No.
0	● black	white	10	0572901502
1	● brown	white	10	0572901505
2	● red	black	10	0572901508
3	● orange	black	10	0572901511
4	● yellow	black	10	0572901515
5	● green	black	10	0572901517
6	● blue	black	10	0572901520
7	● violet	black	10	0572901523
8	● grey	black	10	0572901526
9	○ white	black	10	0572901529

Closed wire markers

CLI C wire markers are fitted to unconnected cables. Four different sizes are available to mark wire cross-sections from 0.5 mm² to maximum 70 mm². The markers are already printed and ready for use. Individual markings can be created by simply combining the individual markers.

Advantages

- Closed markers, secure and adjustable for unconnected cables
- Special resilient bellow profile ensures a wide application range
- Fast and easy to fit – in next to no time
- Compatible accessories take the strain off marking tasks
- Permanent high-quality markings
- Best contrast for optimum legibility



CLI C

Version	Closed markers made from soft PVC. Resilient bellow construction enables fast and easy attachment. Standard, special and international colour-code compliant prints available.
Material	Soft PVC, cadmium- and silicone-free
Temperature range	-30 °C to +80 °C.
Flammability classification	Corresponds to V0 to UL 94
Resistance	Highly resistant to oils and petrol as well as gamma and UV radiation
Printing	Laser marking

Technical specification

Material PVC, soft
 UL 94 flammability rating corresponds to V-0
 Temperature range -30 °C to +80 °C

MultiPack



CD



CLI C 02-3

0 - 9

Technical specification

Conductor cross-section 0.5 mm² - 1.5 mm²
 Cond. ext. Ø 1 mm - 3 mm
 Length 3 mm

Ordering data

Printing	yellow		white		pink	
	MultiPack	CD	MultiPack	CD	MultiPack	CD
	Qty.=200 Order No.	Qty.=500 Order No.	Qty.=200 Order No.	Qty.=500 Order No.	Qty.=200 Order No.	Qty.=500 Order No.
0	0252111502	1568241502	0252111000	1869821502		1869491502
1	0252111505	1568241505	0252110001	1869821505		1869491505
2	0252111508	1568241508	0252110002	1869821508		1869491508
3	0252111511	1568241511	0252110003	1869821511		1869491511
4	0252111514	1568241514	0252110004	1869821514		1869491514
5	0252111517	1568241517	0252110005	1869821517		1869491517
6	0252111520	1568241520	0252110006	1869821520		1869491520
7	0252111523	1568241523	0252110007	1869821523		1869491523
8	0252111526	1568241526	0252110008	1869821526		1869491526
9	0252111529	1568241529	0252111530	1568241530		1869491529

CLI C 02-3

0 - 9

Technical specification

Conductor cross-section 0.5 mm² - 1.5 mm²
 Cond. ext. Ø 1 mm - 3 mm
 Length 3 mm

Printing	grey		black	
	MultiPack	CD	MultiPack	CD
	Qty.=200 Order No.	Qty.=500 Order No.	Qty.=200 Order No.	Qty.=500 Order No.
0	1869351502	1878201502		
1	1869351505	1878201505		
2	1869351508	1878201508		
3	1869351511	1878201511		
4	1869351514	1878201514		
5	1869351517	1878201517		
6	1869351520	1878201520		
7	1869351523	1878201523		
8	0252111527	1568241527		
9	1869351529	1878201529		

CLI C 02-3

A - Z


Technical specification

Conductor cross-section 0.5 mm² - 1.5 mm²
 Cond. ext. Ø 1 mm - 3 mm
 Length 3 mm

Printing	yellow		white		pink	
	MultiPack	CD	MultiPack	CD	MultiPack	CD
	Qty.=200 Order No.	Qty.=500 Order No.	Qty.=200 Order No.	Qty.=500 Order No.	Qty.=200 Order No.	Qty.=500 Order No.
A	0252111637	1568241637	1869991637	1869821637		1869491637
B	0252111639	1568241639	1869991639	1869821639		1869491639
C	0252111641	1568241641	1869991641	1869821641		1869491641
D	0252111643	1568241643	1869991643	1869821643		1869491643
E	0252111645	1568241645	1869991645	1869821645		1869491645
F	0252111647	1568241647	1869991647	1869821647		1869491647
G	0252111649	1568241649	1869991649	1869821649		1869491649
H	0252111651	1568241651	1869991651	1869821651		1869491651
I	0252111653	1568241653	1869991653	1869821653		1869491653
J	0252111655	1568241655	1869991655	1869821655		1869491655
K	0252111657	1568241657	1869991657	1869821657		1869491657
L	0252111659	1568241659	1869991659	1869821659		1869491659
M	0252111661	1568241661	1869991661	1869821661		1869491661
N	0252111663	1568241663	1869991663	1869821663		1869491663
O	0252111665	1568241665	1869991665	1869821665		1869491665
P	0252111667	1568241667	1869991667	1869821667		1869491667
Q	0252111669	1568241669	1869991669	1869821669		1869491669
R	0252111671	1568241671	1869991671	1869821671		1869491671
S	0252111673	1568241673	1869991673	1869821673		1869491673
T	0252111676	1568241676	1869991676	1869821676		1869491676
U	0252111679	1568241679	1869991679	1869821679		1869491679
V	0252111681	1568241681	1869991681	1869821681		1869491681
W	0252111683	1568241683	1869991683	1869821683		1869491683
X	0252111687	1568241687	1869991687	1869821687		1869491687
Y	0252111696	1568241696	1869991696	1869821696		1869491696
Z	0252111698	1568241698	1869991698	1869821698		1869491698

Technical specification

Material PVC, soft
 UL 94 flammability rating corresponds to V-0
 Temperature range -30 °C to +80 °C



CLI C 02-3

a - z

Technical specification

Conductor cross-section 0.5 mm² - 1.5 mm²
 Cond. ext. Ø 1 mm - 3 mm
 Length 3 mm

Ordering data

Printing	yellow		white		pink	
	MultiPack Qty.=200 Order No.	CD Qty.= Order No.	MultiPack Qty.= Order No.	CD Qty.= Order No.	MultiPack Qty.= Order No.	CD Qty.= Order No.
a	0252111700					
b	0252111701					
c	0252111702					
d	0252111703					
e	0252111704					
f	0252111705					
g	0252111706					
h	0252111707					
i	0252111708					
j	0252111709					
k	0252111710					
l	0252111711					
m	0252111712					
n	0252111713					
o	0252111714					
p	0252111715					
q	0252111716					
r	0252111717					
s	0252111718					
t	0252111719					
u	0252111720					
v	0252111721					
w	0252111722					
x	0252111723					
y	0252111724					
z	0252111725					

CLI C 02-3

Special characters

Technical specification

Conductor cross-section 0.5 mm² - 1.5 mm²
 Cond. ext. Ø 1 mm - 3 mm
 Length 3 mm

Printing	yellow		white		pink	
	MultiPack Qty.=200 Order No.	CD Qty.=500 Order No.	MultiPack Qty.=200 Order No.	CD Qty.=500 Order No.	MultiPack Qty.= Order No.	CD Qty.=500 Order No.
Ä	0252111697	1568241056	1869991697	1869821697		1869491697
Å	0252111699	1568241055	1869991699	1869821699		1869491699
Ö	0252111695	1568241057	1869991695	1869821695		1869491695
/	0252111742	1568241742	1869991742	1869821742		1869491742
+	0252111738	1568241738	1869991738	1869821738		1869491738
-	0252111740	1568241740	1869991740	1869821740		1869491740
.	0252111748	1568241748	1869991748	1869821748		1869491748
:	0252111750	1568241750	1869991750	1869821750		1869491750
=	0252111751	1568241751	1869991751	1869821751		1869491751
~	0252111752	1568241752	1869991752	1869821752		1869491752
⊕	0252111747	1568241747	1869991747	1869821747		1869491747
⊖	0252111746	1568241746	1869991746	1869821746		1869491746
Æ		1568241735				
∅		1568241736				

CLI C 02-3

Special characters


Technical specification

Conductor cross-section 0.5 mm² - 1.5 mm²
 Cond. ext. Ø 1 mm - 3 mm
 Length 3 mm

Printing	blue		red		MultiPack Qty.= Order No.	CD Qty.= Order No.
	MultiPack Qty.=200 Order No.	CD Qty.=500 Order No.	MultiPack Qty.=200 Order No.	CD Qty.=500 Order No.		
-	0252111741	1568241741				
N	0252111664	1568241664				
+			0252111737	1568241737		

Technical specification

Material PVC, soft
 UL 94 flammability rating corresponds to V-0
 Temperature range -30 °C to +80 °C



CLI C 02-6

Special characters

Technical specification

Conductor cross-section 0.5 mm² - 1.5 mm²
 Cond. ext. Ø 1 mm - 3 mm
 Length 6 mm

Ordering data

	yellow		white		pink	
	MultiPack	CD	MultiPack	CD	MultiPack	CD
	Qty.=200	Qty.=250	Qty.=200	Qty.=250	Qty.=	Qty.=
Printing	Order No.	Order No.	Order No.	Order No.	Order No.	Order No.
L1	0252111728	1568241728	1869991728	1869821728		
L2	0252111729	1568241729	1869991729	1869821729		
L3	0252111730	1568241730	1869991730	1869821730		
A1	0252111726	1568241726	1869991726	1869821726		
A2	0252111727	1568241727	1869991727	1869821727		
VS		1568241731				

CLI C 02-9

Special characters


Technical specification

Conductor cross-section 0.5 mm² - 1.5 mm²
 Cond. ext. Ø 1 mm - 3 mm
 Length 9 mm

	yellow		white		pink	
	MultiPack	CD	MultiPack	CD	MultiPack	CD
	Qty.=100	Qty.=125	Qty.=100	Qty.=125	Qty.=	Qty.=
Printing	Order No.	Order No.	Order No.	Order No.	Order No.	Order No.
PEN	0252111734	1568241734	1869991734	1869821734		

Technical specification

Material PVC, soft
 UL 94 flammability rating corresponds to V-0
 Temperature range -30 °C to +80 °C



CLI C 1-3

0 - 9

Technical specification

Conductor cross-section 1.5 mm² - 4 mm²
 Cond. ext. Ø 3 mm - 5 mm
 Length 3 mm

Ordering data

Printing	yellow		white		pink	
	MultiPack Qty.=200	CD Qty.=500	MultiPack Qty.=200	CD Qty.=500	MultiPack Qty.=	CD Qty.=500
	Order No.	Order No.	Order No.	Order No.	Order No.	Order No.
0	0252611502	1568251502	0252611000	1568251000		1568252010
1	0252611505	1568251505	0252610001	1568250001		1568252001
2	0252611508	1568251508	0252610002	1568250002		1568252002
3	0252611511	1568251511	0252610003	1568250003		1568252003
4	0252611514	1568251514	0252610004	1568250004		1568252004
5	0252611517	1568251517	0252610005	1568250005		1568252005
6	0252611520	1568251520	0252610006	1568250006		1568252006
7	0252611523	1568251523	0252610007	1568250007		1568252007
8	0252611526	1568251526	0252610008	1568250008		1568252008
9	0252611529	1568251529	0252611530	1568251530		1568252009

CLI C 1-3

0 - 9

Technical specification

Conductor cross-section 1.5 mm² - 4 mm²
 Cond. ext. Ø 3 mm - 5 mm
 Length 3 mm

Printing	grey		black	
	MultiPack Qty.=200	CD Qty.=500	MultiPack Qty.=200	CD Qty.=
	Order No.	Order No.	Order No.	Order No.
0	1869181502	1878171502	0252611503	
1	1869181505	1878171505	1856620001	
2	1869181508	1878171508	1856620002	
3	1869181511	1878171511	1856620003	
4	1869181514	1878171514	1856620004	
5	1869181517	1878171517	1856620005	
6	1869181520	1878171520	1856620006	
7	1869181523	1878171523	1856620007	
8	0252611527	1568251527	1856620008	
9	1869181529	1878171529	1856620009	

CLI C 1-3

A - Z

Technical specification

Conductor cross-section 1.5 mm² - 4 mm²
 Cond. ext. Ø 3 mm - 5 mm
 Length 3 mm

Printing	yellow		white		pink	
	MultiPack Qty.=200	CD Qty.=500	MultiPack Qty.=200	CD Qty.=500	MultiPack Qty.=	CD Qty.=500
	Order No.	Order No.	Order No.	Order No.	Order No.	Order No.
A	0252611637	1568251637	0252611021	1568251021		1568252011
B	0252611639	1568251639	0252611022	1568251022		1568252012
C	0252611641	1568251641	0252611023	1568251023		1568252013
D	0252611643	1568251643	0252611024	1568251024		1568252014
E	0252611645	1568251645	0252611025	1568251025		1568252015
F	0252611647	1568251647	0252611026	1568251026		1568252016
G	0252611649	1568251649	0252611027	1568251027		1568252017
H	0252611651	1568251651	0252611028	1568251028		1568252018
I	0252611653	1568251653	0252611029	1568251029		1568252019
J	0252611655	1568251655	0252611030	1568251030		1568252020
K	0252611657	1568251657	0252611031	1568251031		1568252021
L	0252611659	1568251659	0252611032	1568251032		1568252022
M	0252611661	1568251661	0252611033	1568251033		1568252023
N	0252611663	1568251663	0252611034	1568251034		1568252024
O	0252611665	1568251665	0252611035	1568251035		1568252025
P	0252611667	1568251667	0252611036	1568251036		1568252026
Q	0252611669	1568251669	0252611037	1568251037		1568252027
R	0252611671	1568251671	0252611038	1568251038		1568252028
S	0252611673	1568251673	0252611039	1568251039		1568252029
T	0252611676	1568251676	0252611040	1568251040		1568252030
U	0252611679	1568251679	0252611041	1568251041		1568252031
V	0252611681	1568251681	0252611042	1568251042		1568252032
W	0252611683	1568251683	0252611043	1568251043		1568252033
X	0252611687	1568251687	0252611044	1568251054		1568252034
Y	0252611696	1568251696	0252611045	1568251045		1568252035
Z	0252611698	1568251698	0252611046	1568251046		1568252036

Technical specification

Material PVC, soft
 UL 94 flammability rating corresponds to V-0
 Temperature range -30 °C to +80 °C



CLI C 1-3

A - Z

Technical specification

Conductor cross-section 1.5 mm² - 4 mm²
 Cond. ext. Ø 3 mm - 5 mm
 Length 3 mm

Ordering data

Printing	grey		black	
	MultiPack Qty.= Order No.	CD Qty.= Order No.	MultiPack Qty.=200 Order No.	CD Qty.= Order No.
A			1856620011	
B			1856620012	
C			1856620013	
D			1856620014	
E			1856620015	
F			1856620016	
G			1856620017	
H			1856620018	
I			1856620019	
J			1856620020	
K			1856620021	
L			1856620022	
M			1856620023	
N			1856620024	
O			1856620025	
P			1856620026	
Q			1856620027	
R			1856620028	
S			1856620029	
T			1856620030	
U			1856620031	
V			1856620032	
W			1856620033	
X			1856620034	
Y			1856620035	
Z			1856620036	

CLI C 1-3

a - z


Technical specification

Conductor cross-section 1.5 mm² - 4 mm²
 Cond. ext. Ø 3 mm - 5 mm
 Length 3 mm

Printing	yellow		white		pink	
	MultiPack Qty.=200 Order No.	CD Qty.=500 Order No.	MultiPack Qty.= Order No.	CD Qty.= Order No.	MultiPack Qty.= Order No.	CD Qty.= Order No.
a	0252611700	1568251700				
b	0252611701	1568251701				
c	0252611702	1568251702				
d	0252611703	1568251703				
e	0252611704	1568251704				
f	0252611705	1568251705				
g	0252611706	1568251706				
h	0252611707	1568251707				
i	0252611708	1568251708				
j	0252611709	1568251709				
k	0252611710	1568251710				
l	0252611711	1568251711				
m	0252611712	1568251712				
n	0252611713	1568251713				
o	0252611714	1568251714				
p	0252611715	1568251715				
q	0252611716	1568251716				
r	0252611717	1568251717				
s	0252611718	1568251718				
t	0252611719	1568251719				
u	0252611720	1568251720				
v	0252611721	1568251721				
w	0252611722	1568251722				
x	0252611723	1568251723				
y	0252611724	1568251724				
z	0252611725	1568251725				

Technical specification

Material PVC, soft
 UL 94 flammability rating corresponds to V-0
 Temperature range -30 °C to +80 °C



CLI C 1-3

Special characters

Technical specification

Conductor cross-section 1.5 mm² - 4 mm²
 Cond. ext. Ø 3 mm - 5 mm
 Length 3 mm

Ordering data

Printing	yellow		white		pink	
	MultiPack Qty.=200 Order No.	CD Qty.=500 Order No.	MultiPack Qty.=200 Order No.	CD Qty.=500 Order No.	MultiPack Qty.=200 Order No.	CD Qty.=500 Order No.
Ä	0252611697	1568251797	0252611056	1568251056		
Å	0252611699	1568251799	0252611055	1568251055		
Ö	0252611695	1568251795	0252611057	1568251057		
+	0252611738	1568251738	0252611048	1568251048		1568252037
-	0252611740	1568251740	0252611049	1568251049	0252612038	1568252038
/	0252611742	1568251742	0252611050	1568251050		1568252040
.	0252611748	1568251748	0252611047	1568251047		1568252039
:	0252611750	1568251750	0252611051	1568251051		1568252041
=	0252611751	1568251751	0252611052	1568251052		1568252042
~	0252611752	1568251752	0252611059	1568251059		1568252045
*		1568251753				
∅		1568251736				
Æ		1568251735				
⊕	0252611747	1568251747	0252611058	1568251058		1568252044
±	0252611746	1568251746	0252611053	1568251053		1568252043

CLI C 1-3

Special characters

Technical specification

Conductor cross-section 1.5 mm² - 4 mm²
 Cond. ext. Ø 3 mm - 5 mm
 Length 3 mm

Printing	grey		black	
	MultiPack Qty.=200 Order No.	CD Qty.=500 Order No.	MultiPack Qty.=200 Order No.	CD Qty.=500 Order No.
-	1869181740			

CLI C 1-3

Special characters

Technical specification

Conductor cross-section 1.5 mm² - 4 mm²
 Cond. ext. Ø 3 mm - 5 mm
 Length 3 mm

Printing	blue		red		MultiPack Qty.=200 Order No.	CD Qty.=500 Order No.
	MultiPack Qty.=200 Order No.	CD Qty.=500 Order No.	MultiPack Qty.=200 Order No.	CD Qty.=500 Order No.		
-	0252611741	1568251741				
N	0252611664	1568251664				
+			0252611737	1568251737		

Technical specification

Material PVC, soft
 UL 94 flammability rating corresponds to V-0
 Temperature range -30 °C to +80 °C

MultiPack



CD



CLI C 1-6

01 - 60

Technical specification

Conductor cross-section 1.5 mm² - 4 mm²
 Cond. ext. Ø 3 mm - 5 mm
 Length 6 mm

Ordering data

Printing	yellow		white		pink	
	MultiPack Qty.=100 Order No.	CD Qty.=250 Order No.	MultiPack Qty.= Order No.	CD Qty.= Order No.	MultiPack Qty.= Order No.	CD Qty.= Order No.
1	0252711522	1868811522				
2	0252711523	1868811523				
3	0252711524	1868811524				
4	0252711525	1868811525				
5	0252711526	1868811526				
6	0252711527	1868811527				
7	0252711528	1868811528				
8	0252711529	1868811529				
9	0252711530	1868811530				
10	0252711531	1868811531				
11	0252711532	1868811532				
12	0252711533	1868811533				
13	0252711534	1868811534				
14	0252711535	1868811535				
15	0252711536	1868811536				
16	0252711537	1868811537				
17	0252711538	1868811538				
18	0252711539	1868811539				
19	0252711540	1868811540				
20	0252711541	1868811541				
21	0252711542	1868811542				
22	0252711543	1868811543				
23	0252711544	1868811544				
24	0252711545	1868811545				
25	0252711546	1868811546				
26	0252711547	1868811547				
27	0252711548	1868811548				
28	0252711549	1868811549				
29	0252711550	1868811550				
30	0252711551	1868811551				
31	0252711552	1868811552				
32	0252711553	1868811553				
33	0252711554	1868811554				
34	0252711555	1868811555				
35	0252711556	1868811556				
36	0252711557	1868811557				
37	0252711558	1868811558				
38	0252711559	1868811559				
39	0252711560	1868811560				
40	0252711561	1868811561				
41	0252711562	1868811562				
42	0252711563	1868811563				
43	0252711564	1868811564				
44	0252711565	1868811565				
45	0252711566	1868811566				
46	0252711567	1868811567				
47	0252711568	1868811568				
48	0252711569	1868811569				
49	0252711570	1868811570				
50	0252711571	1868811571				
51	0252711572	1868811572				
52	0252711573	1868811573				
53	0252711574	1868811574				
54	0252711575	1868811575				
55	0252711576	1868811576				
56	0252711577	1868811577				
57	0252711578	1868811578				
58	0252711579	1868811579				
59	0252711580	1868811580				
60	0252711581	1868811581				

Technical specification

Material PVC, soft
 UL 94 flammability rating corresponds to V-0
 Temperature range -30 °C to +80 °C



CLI C 1-6

61 - 99

Technical specification

Conductor cross-section 1.5 mm² - 4 mm²
 Cond. ext. Ø 3 mm - 5 mm
 Length 6 mm

Ordering data

Printing	yellow		white		pink	
	MultiPack Qty.=100 Order No.	CD Qty.=250 Order No.	MultiPack Qty.= Order No.	CD Qty.= Order No.	MultiPack Qty.= Order No.	CD Qty.= Order No.
61	0252711582	1868811582				
62	0252711583	1868811583				
63	0252711584	1868811584				
64	0252711585	1868811585				
65	0252711586	1868811586				
66	0252711587	1868811587				
67	0252711588	1868811588				
68	0252711589	1868811589				
69	0252711590	1868811590				
70	0252711591	1868811591				
71	0252711592	1868811592				
72	0252711593	1868811593				
73	0252711594	1868811594				
74	0252711595	1868811595				
75	0252711596	1868811596				
76	0252711597	1868811597				
77	0252711598	1868811598				
78	0252711599	1868811599				
79	0252711600	1868811600				
80	0252711601	1868811601				
81	0252711602	1868811602				
82	0252711603	1868811603				
83	0252711604	1868811604				
84	0252711605	1868811605				
85	0252711606	1868811606				
86	0252711607	1868811607				
87	0252711608	1868811608				
88	0252711609	1868811609				
89	0252711610	1868811610				
90	0252711611	1868811611				
91	0252711612	1868811612				
92	0252711613	1868811613				
93	0252711614	1868811614				
94	0252711615	1868811615				
95	0252711616	1868811616				
96	0252711617	1868811617				
97	0252711618	1868811618				
98	0252711619	1868811619				
99	0252711620	1868811620				

Technical specification

Material PVC, soft
 UL 94 flammability rating corresponds to V-0
 Temperature range -30 °C to +80 °C



CLI C 1-6

Special characters

Technical specification

Conductor cross-section 1.5 mm² - 4 mm²
 Cond. ext. Ø 3 mm - 5 mm
 Length 6 mm

Ordering data

Printing	yellow		white		pink	
	MultiPack	CD	MultiPack	CD	MultiPack	CD
	Qty.=100	Qty.=250	Qty.=100	Qty.=250	Qty.=	Qty.=250
	Order No.	Order No.	Order No.	Order No.	Order No.	Order No.
L1	0252711728	1868811728	1871341728	1871351728		1871361728
L2	0252711729	1868811729	1871341729	1871351729		1871361729
L3	0252711730	1868811730	1871341730	1871351730		1871361730
A1	0252711726	1868811726	1871341726	1871351726		
A2	0252711727	1868811727	1871341727	1871351727		
X1		1868811150				
X2		1868811151				
MP		1868811731				
PE	0252711733	1868811733				
I1		1868811739				
I2		1868811740				
U1		1868811735				
U2		1868811736				
U3		1868811737				
UN		1868811738				
IC		1868811741				

CLI C 1-6

Special characters

Technical specification

Conductor cross-section 1.5 mm² - 4 mm²
 Cond. ext. Ø 3 mm - 5 mm
 Length 6 mm

Printing	blue		red		MultiPack	CD
	MultiPack	CD	MultiPack	CD		
	Qty.=100	Qty.=	Qty.=	Qty.=		
	Order No.	Order No.	Order No.	Order No.	Order No.	Order No.
MP	0252711732					

CLI C 1-6

Special characters

Technical specification

Conductor cross-section 1.5 mm² - 4 mm²
 Cond. ext. Ø 3 mm - 5 mm
 Length 6 mm

Printing	grey		black		MultiPack	CD
	MultiPack	CD	MultiPack	CD		
	Qty.=100	Qty.=	Qty.=	Qty.=		
	Order No.	Order No.	Order No.	Order No.	Order No.	Order No.
L1	1878191728					
L2	1878191729					
L3	1878191730					

CLI C 1-9

Special characters


Technical specification

Conductor cross-section 1.5 mm² - 4 mm²
 Cond. ext. Ø 3 mm - 5 mm
 Length 9 mm

Printing	yellow		white		pink	
	MultiPack	CD	MultiPack	CD	MultiPack	CD
	Qty.=100	Qty.=125	Qty.=100	Qty.=125	Qty.=	Qty.=
	Order No.	Order No.	Order No.	Order No.	Order No.	Order No.
PEN	0252711734	1868811734	1871341734	1871351734		

Technical specification

Material PVC, soft
 UL 94 flammability rating corresponds to V-0
 Temperature range -30 °C to +80 °C



CLI C 2-4

0 - 9

Technical specification

Conductor cross-section 2.5 mm² - 16 mm²
 Cond. ext. Ø 4 mm - 10 mm
 Length 4 mm

Ordering data

Printing	yellow		white		pink	
	MultiPack Qty.=100 Order No.	CD Qty.=250 Order No.	MultiPack Qty.=100 Order No.	CD Qty.=250 Order No.	MultiPack Qty.= Order No.	CD Qty.= Order No.
0	0251311502	1568261502	0251311000	1871871502		
1	0251311505	1568261505	0251310001	1871871505		
2	0251311508	1568261508	0251310002	1871871508		
3	0251311511	1568261511	0251310003	1871871511		
4	0251311514	1568261514	0251310004	1871871514		
5	0251311517	1568261517	0251310005	1871871517		
6	0251311520	1568261520	0251310006	1871871520		
7	0251311523	1568261523	0251310007	1871871523		
8	0251311526	1568261526	0251310008	1871871526		
9	0251311529	1568261529	0251310009	1568261530		

CLI C 2-4

0 - 9

Technical specification

Conductor cross-section 2.5 mm² - 16 mm²
 Cond. ext. Ø 4 mm - 10 mm
 Length 4 mm

Printing	grey		black	
	MultiPack Qty.=100 Order No.	CD Qty.= Order No.	MultiPack Qty.= Order No.	CD Qty.= Order No.
0	1871851502			
1	1871851505			
2	1871851508			
3	1871851511			
4	1871851514			
5	1871851517			
6	1871851520			
7	1871851523			
8	0251311527			
9	1871851529			

CLI C 2-4

A - Z

Technical specification

Conductor cross-section 2.5 mm² - 16 mm²
 Cond. ext. Ø 4 mm - 10 mm
 Length 4 mm

Printing	yellow		white		pink	
	MultiPack Qty.=100 Order No.	CD Qty.=250 Order No.	MultiPack Qty.=100 Order No.	CD Qty.=250 Order No.	MultiPack Qty.= Order No.	CD Qty.= Order No.
A	0251311637	1568261637	0251311021	1871871637		
B	0251311639	1568261639	0251311022	1871871639		
C	0251311641	1568261641	0251311023	1871871641		
D	0251311643	1568261643	0251311024	1871871643		
E	0251311645	1568261645	0251311025	1871871645		
F	0251311647	1568261647	0251311026	1871871647		
G	0251311649	1568261649	0251311027	1871871649		
H	0251311651	1568261651	0251311028	1871871651		
I	0251311653	1568261653	0251311029	1871871653		
J	0251311655	1568261655	0251311030	1871871655		
K	0251311657	1568261657	0251311031	1871871657		
L	0251311659	1568261659	0251311032	1871871659		
M	0251311661	1568261661	0251311033	1871871661		
N	0251311663	1568261663	0251311034	1871871663		
O	0251311665	1568261665	0251311035	1871871665		
P	0251311667	1568261667	0251311036	1871871667		
Q	0251311669	1568261669	0251311037	1871871669		
R	0251311671	1568261671	0251311038	1871871671		
S	0251311673	1568261673	0251311039	1871871673		
T	0251311676	1568261676	0251311040	1871871676		
U	0251311679	1568261679	0251311041	1871871679		
V	0251311681	1568261681	0251311042	1871871681		
W	0251311683	1568261683	0251311043	1871871683		
X	0251311687	1568261687	0251311044	1871871685		
Y	0251311696	1568261696	0251311045	1871871696		
Z	0251311698	1568261698	0251311046	1871871698		

Technical specification

Material PVC, soft
 UL 94 flammability rating corresponds to V-0
 Temperature range -30 °C to +80 °C



CLI C 2-4

Special characters

Technical specification

Conductor cross-section 2.5 mm² - 16 mm²
 Cond. ext. Ø 4 mm - 10 mm
 Length 4 mm

Ordering data

Printing	yellow		white		pink	
	MultiPack Qty.=100 Order No.	CD Qty.=250 Order No.	MultiPack Qty.=100 Order No.	CD Qty.=250 Order No.	MultiPack Qty.= Order No.	CD Qty.= Order No.
Ä	0251311697	1568261697	0251311056	1871871697		
Å	0251311699	1568261699	0251311055	1871871699		
Ö	0251311695	1568261695	0251311057	1871871695		
+	0251311738	1568261738	0251311048	1871871738		
-	0251311740	1568261740	0251311049	1871871740		
/	0251311742	1568261742	0251311050	1871871742		
.	0251311748	1568261748	0251311047	1871871748		
:	0251311750	1568261750	0251311051	1871871750		
=	0251311751	1568261751	0251311052	1871871751		
~	0251311752	1568261752	0251311059	1871871752		
∅	0251311736	1568261736				
Æ	0251311735	1568261735				
⊕	0251311747	1568261747	0251311058	1871871747		
⊖	0251311746	1568261746	0251311053	1871871746		

CLI C 2-4

Special characters

Technical specification

Conductor cross-section 2.5 mm² - 16 mm²
 Cond. ext. Ø 4 mm - 10 mm
 Length 4 mm

Printing	blue		red		MultiPack Qty.= Order No.	CD Qty.= Order No.
	MultiPack Qty.=100 Order No.	CD Qty.=250 Order No.	MultiPack Qty.=100 Order No.	CD Qty.=250 Order No.		
-	0251311741	1568261741				
N	0251311664	1568261664				
+			0251311737	1568261737		

CLI C 2-6

Special characters

Technical specification

Conductor cross-section 2.5 mm² - 16 mm²
 Cond. ext. Ø 4 mm - 10 mm
 Length 6 mm

Printing	yellow		white		pink	
	MultiPack Qty.=100 Order No.	CD Qty.=125 Order No.	MultiPack Qty.=100 Order No.	CD Qty.=125 Order No.	MultiPack Qty.= Order No.	CD Qty.= Order No.
L1	1871891728	1871901728	1871921728	1871911728		
L2	1871891729	1871901729	1871921729	1871911729		
L3	1871891730	1871901730	1871921730	1871911730		
PE		1871901731				

CLI C 2-9

Special characters


Technical specification

Conductor cross-section 4 mm² - 16 mm²
 Cond. ext. Ø 4 mm - 10 mm
 Length 9 mm

Printing	yellow		white		pink	
	MultiPack Qty.=100 Order No.	CD Qty.=125 Order No.	MultiPack Qty.= Order No.	CD Qty.= Order No.	MultiPack Qty.= Order No.	CD Qty.= Order No.
PEN	1872031734	1871971734				

Technical specification

Material PVC, soft
 UL 94 flammability rating corresponds to V-0
 Temperature range -30 °C to +80 °C



CLI C 3-6

0 - 9

Technical specification

Conductor cross-section 16 mm² - 70 mm²
 Cond. ext. Ø 8 mm - 16 mm
 Length 6 mm

Ordering data

Printing	yellow		white		pink	
	MultiPack Qty.=20 Order No.	CD Qty.= Order No.	MultiPack Qty.=20 Order No.	CD Qty.= Order No.	MultiPack Qty.= Order No.	CD Qty.= Order No.
0	0253411502		1872301502			
1	0253411505		1872301505			
2	0253411508		1872301508			
3	0253411511		1872301511			
4	0253411514		1872301514			
5	0253411517		1872301517			
6	0253411520		1872301520			
7	0253411523		1872301523			
8	0253411526		1872301526			
9	0253411529		0253411530			

CLI C 3-6

A - Z

Technical specification

Conductor cross-section 16 mm² - 70 mm²
 Cond. ext. Ø 8 mm - 16 mm
 Length 6 mm

Printing	yellow		white		pink	
	MultiPack Qty.=20 Order No.	CD Qty.= Order No.	MultiPack Qty.=20 Order No.	CD Qty.= Order No.	MultiPack Qty.= Order No.	CD Qty.= Order No.
A	0253411637		1872301637			
B	0253411639		1872301639			
C	0253411641		1872301641			
D	0253411643		1872301643			
E	0253411645		1872301645			
F	0253411647		1872301647			
G	0253411649		1872301649			
H	0253411651		1872301651			
I	0253411653		1872301653			
J	0253411655		1872301655			
K	0253411657		1872301657			
L	0253411659		1872301659			
M	0253411661		1872301661			
N	0253411663		1872301663			
O	0253411665		1872301665			
P	0253411667		1872301667			
Q	0253411669		1872301669			
R	0253411671		1872301671			
S	0253411673		1872301673			
T	0253411676		1872301676			
U	0253411679		1872301679			
V	0253411681		1872301681			
W	0253411683		1872301683			
X	0253411687		1872301687			
Y	0253411696		1872301696			
Z	0253411698		1872301698			

CLI C 3-6

Special characters


Technical specification

Conductor cross-section 16 mm² - 70 mm²
 Cond. ext. Ø 8 mm - 16 mm
 Length 6 mm

Printing	yellow		white		pink	
	MultiPack Qty.=20 Order No.	CD Qty.= Order No.	MultiPack Qty.=20 Order No.	CD Qty.= Order No.	MultiPack Qty.= Order No.	CD Qty.= Order No.
Ä	0253411697		1872301697			
Å	0253411699		1872301699			
Ö	0253411695		1872301695			
+	0253411738		1872301738			
-	0253411740		1872301740			
/	0253411742		1872301742			
.	0253411748		1872301748			
:	0253411750		1872301750			
=	0253411751		1872301751			
~	0253411752		1872301752			
±	0253411746		1872301746			

Technical specification

Material PVC, soft
 UL 94 flammability rating corresponds to V-0
 Temperature range -30 °C to +80 °C



CLI C 3-6

Special characters

Technical specification

Conductor cross-section 16 mm² - 70 mm²
 Cond. ext. Ø 8 mm - 16 mm
 Length 6 mm

Ordering data

Printing	blue		red		MultiPack Qty.= Order No.	CD Qty.= Order No.
	MultiPack Qty.= Order No.	CD Qty.= Order No.	MultiPack Qty.= Order No.	CD Qty.= Order No.		
-	0253411741					
N	0253411664					
+			0253411737			

CLI C 3-9

Special characters

Technical specification

Conductor cross-section 16 mm² - 70 mm²
 Cond. ext. Ø 8 mm - 16 mm
 Length 9 mm

Printing	yellow		white		pink	
	MultiPack Qty.= Order No.	CD Qty.= Order No.	MultiPack Qty.= Order No.	CD Qty.= Order No.	MultiPack Qty.= Order No.	CD Qty.= Order No.
L1	0253511728		1872651728			
L2	0253511729		1872651729			
L3	0253511730		1872651730			
A1	0253511726		1872651726			
A2	0253511727		1872651727			
PE	0253511733					
SL	0253511735					
X1	0253511750					
X2	0253511751					
X3	0253511752					
PEN	1872661733		1872651734			

CableLine® - paged markers

Paged markers combine consecutive CLI C markers with consecutive numbering (two from each number respectively e.g. 10, 10, 11, 11 and so forth).

Technical specification

Material	PVC, soft
UL 94 flammability rating	corresponds to V-0
Temperature range	-30 °C - to +80 °C



CLI C 02-6

Technical specification

Conductor cross-section	0,5 mm ² - 1,5 mm ²
Cond. ext. Ø	1 mm - 3 mm
Length	6 mm

Ordering data

Printing	Colour	Text colour	Jumbo reel Qty.=1000 Order No.
0-9	● yellow	black	1878310001
39009	● yellow	black	1878310010
20-39	● yellow	black	1878310020
40-59	● yellow	black	1878310040
60-79	● yellow	black	1878310060
80-99	● yellow	black	1878310080

CLI C 02-9

Technical specification

Conductor cross-section	0,5 mm ² - 1,5 mm ²
Cond. ext. Ø	1 mm - 3 mm
Length	9 mm

Printing	Colour	Text colour	Jumbo reel Qty.=1000 Order No.
100-119	● yellow	black	1878390100
120-139	● yellow	black	1878390120
140-159	● yellow	black	1878390140
160-179	● yellow	black	1878390160
180-199	● yellow	black	1878390180
200-219	● yellow	black	1878390200
220-239	● yellow	black	1878390220
240-259	● yellow	black	1878390240
260-279	● yellow	black	1878390260
280-299	● yellow	black	1878390280
300-319	● yellow	black	1878390300
320-339	● yellow	black	1878390320
340-359	● yellow	black	1878390340
360-379	● yellow	black	1878390360
380-399	● yellow	black	1878390380

CLI C 02-12

Technical specification

Conductor cross-section	0,5 mm ² - 1,5 mm ²
Cond. ext. Ø	1 mm - 3 mm
Length	12 mm

Printing	Colour	Text colour	Jumbo reel Qty.=1000 Order No.
0100-0119	● yellow	black	1878480100
0120-0139	● yellow	black	1878480120
0140-0159	● yellow	black	1878480140
0160-0179	● yellow	black	1878480160
0180-0199	● yellow	black	1878480180
0200-0219	● yellow	black	1878480200
0220-0239	● yellow	black	1878480220
0240-0259	● yellow	black	1878480240
0120-0139	● yellow	black	1878480260
0280-0299	● yellow	black	1878480280
0300-0319	● yellow	black	1878480300
0320-0339	● yellow	black	1878480320
0340-0359	● yellow	black	1878480340
0360-0379	● yellow	black	1878480360
0380-0399	● yellow	black	1878480380

Paged markers combine consecutive CLI C markers with consecutive numbering (two from each number respectively e.g. 10, 10, 11, 11 and so forth).

Technical specification

Material	PVC, soft
UL 94 flammability rating	corresponds to V-0
Temperature range	-30 °C - to +80 °C



CLI C 1-6

Technical specification

Conductor cross-section	1.5 mm² - 4 mm²
Cond. ext. Ø	3 mm - 5 mm
Length	6 mm

Ordering data

Printing	Colour	Text colour	Jumbo reel Qty.=1000 Order No.
0-9	● yellow	black	1878470001
10-9	● yellow	black	1878470010
20-39	● yellow	black	1878470020
40-59	● yellow	black	1878470040
60-79	● yellow	black	1878470060
80-99	● yellow	black	1878470080

CLI C 1-9

Technical specification

Conductor cross-section	1.5 mm² - 4 mm²
Cond. ext. Ø	3 mm - 5 mm
Length	9 mm

Printing	Colour	Text colour	Jumbo reel Qty.=1000 Order No.
000-019	● yellow	black	1878260001
020-039	● yellow	black	1878260020
040-059	● yellow	black	1878260040
060-079	● yellow	black	1878260060
080-099	● yellow	black	1878260080
100-119	● yellow	black	1878260100
120-139	● yellow	black	1878260120
140-159	● yellow	black	1878260140
160-179	● yellow	black	1878260160
180-199	● yellow	black	1878260180
200-219	● yellow	black	1878260200
220-239	● yellow	black	1878260220
240-259	● yellow	black	1878260240
260-279	● yellow	black	1878260260
280-299	● yellow	black	1878260280
300-319	● yellow	black	1878260300
320-339	● yellow	black	1878260320
340-359	● yellow	black	1878260340
360-379	● yellow	black	1878260360
380-399	● yellow	black	1878260380
400-419	● yellow	black	1878260400
420-439	● yellow	black	1878260420
440-459	● yellow	black	1878260440
460-479	● yellow	black	1878260460
480-499	● yellow	black	1878260480
500-519	● yellow	black	1878260500
520-539	● yellow	black	1878260520
540-559	● yellow	black	1878260540
560-579	● yellow	black	1878260560
580-599	● yellow	black	1878260580
600-619	● yellow	black	1878260600
620-639	● yellow	black	1878260620
640-659	● yellow	black	1878260640
660-679	● yellow	black	1878260660
680-699	● yellow	black	1878260680
700-719	● yellow	black	1878260700
720-739	● yellow	black	1878260720
740-759	● yellow	black	1878260740
760-779	● yellow	black	1878260760
780-799	● yellow	black	1878260780
800-819	● yellow	black	1878260800
820-839	● yellow	black	1878260820
840-859	● yellow	black	1878260840
860-879	● yellow	black	1878260860
880-899	● yellow	black	1878260880
920-939	● yellow	black	1878260920
940-959	● yellow	black	1878260940
960-979	● yellow	black	1878260960
980-999	● yellow	black	1878260980

CableLine® - paged markers

Paged markers combine consecutive CLI C markers with consecutive numbering (two from each number respectively e.g. 10, 10, 11, 11 and so forth).

Technical specification

Material	PVC, soft
UL 94 flammability rating	corresponds to V-0
Temperature range	-30 °C - to +80 °C



CLI C 1-12

Technical specification

Conductor cross-section	1.5 mm ² - 4 mm ²
Cond. ext. Ø	3 mm - 5 mm
Length	12 mm

Ordering data

Printing	Colour	Text colour	Jumbo reel Qty.=1000 Order No.
0100-0119	● yellow	black	1878460100
0120-0139	● yellow	black	1878460120
0140-0159	● yellow	black	1878460140
0160-0179	● yellow	black	1878460160
0180-0199	● yellow	black	1878460180
0200-0219	● yellow	black	1878460200
0220-0239	● yellow	black	1878460220
0240-0259	● yellow	black	1878460240
0260-0279	● yellow	black	1878460260
0280-0299	● yellow	black	1878460280
0300-0319	● yellow	black	1878460300
0320-0339	● yellow	black	1878460320
0340-0359	● yellow	black	1878460340
0360-0379	● yellow	black	1878460360
0380-0399	● yellow	black	1878460380
0400-0419	● yellow	black	1878460400
0420-0439	● yellow	black	1878460420
0440-0459	● yellow	black	1878460440
0460-0479	● yellow	black	1878460460
0480-0499	● yellow	black	1878460480

CLI R fitting mandrels are supplied ready to use and loaded with CLI C 02 or CLI C 1 markers.

Technical specification

Material PVC, soft
 UL 94 flammability rating corresponds to V-0
 Temperature range -30 °C to +80 °C



CLI R 02

0 - 9

Technical specification

Conductor cross-section 0.5 mm² - 1.5 mm²
 Cond. ext. Ø 1 mm - 3 mm
 Length 3 mm

Ordering data

Printing	yellow		white		pink	
	MultiPack Qty.=10 Order No.	CD Qty.= Order No.	MultiPack Qty.=10 Order No.	CD Qty.= Order No.	MultiPack Qty.= Order No.	CD Qty.= Order No.
0	0560001501		1872711502			
1	0560001504		1872711505			
2	0560001507		1872711508			
3	0560001510		1872711511			
4	0560001513		1872711514			
5	0560001516		1872711517			
6	0560001519		1872711520			
7	0560001522		1872711523			
8	0560001525		1872711526			
9	0560001528		0560001530			

CLI R 02

A - Z

Technical specification

Conductor cross-section 0.5 mm² - 1.5 mm²
 Cond. ext. Ø 1 mm - 3 mm
 Length 3 mm

Printing	yellow		white		pink	
	MultiPack Qty.=10 Order No.	CD Qty.= Order No.	MultiPack Qty.= Order No.	CD Qty.= Order No.	MultiPack Qty.= Order No.	CD Qty.= Order No.
A	0560001638					
B	0560001640					
C	0560001642					
D	0560001644					
E	0560001646					
F	0560001648					
G	0560001650					
H	0560001652					
I	0560001654					
J	0560001656					
K	0560001658					
L	0560001660					
M	0560001662					
N	0560001664					
O	0560001666					
P	0560001668					
Q	0560001670					
R	0560001672					
S	0560001675					
T	0560001678					
U	0560001680					
V	0560001682					
W	0560001684					
X	0560001693					
Y	0560001697					
Z	0560001699					

CLI R 02

Special characters

Technical specification

Conductor cross-section 0.5 mm² - 1.5 mm²
 Cond. ext. Ø 1 mm - 3 mm
 Length 3 mm

Printing	yellow		white		pink	
	MultiPack Qty.=10 Order No.	CD Qty.= Order No.	MultiPack Qty.= Order No.	CD Qty.= Order No.	MultiPack Qty.= Order No.	CD Qty.= Order No.
Ä	0560001696					
Å	0560001698					
Ö	0560001695					
+	0560001738					
-	0560001740					
/	0560001743					
.	0560001749					
±	0560001745					

CableLine® - CLI R 02-3, 1-3

Technical specification

Material	PVC, soft
UL 94 flammability rating	corresponds to V-0
Temperature range	-30 °C to +80 °C



CLI R 02-3

Special characters

Technical specification

Conductor cross-section	0.5 mm ² - 1.5 mm ²
Cond. ext. Ø	1 mm - 3 mm
Length	3 mm

Ordering data

Printing	blue		red		MultiPack Qty.= Order No.	CD Qty.= Order No.
	MultiPack Qty.= Order No.	CD Qty.= Order No.	MultiPack Qty.= Order No.	CD Qty.= Order No.		
+	0560001737		0560001739			
-	0560001741					
N	0560001746					

CLI R 1-3

0 - 9

Technical specification

Conductor cross-section	1.5 mm ² - 4 mm ²
Cond. ext. Ø	3 mm - 5 mm
Length	3 mm

Printing	yellow		white		pink	
	MultiPack Qty.= Order No.	CD Qty.= Order No.	MultiPack Qty.= Order No.	CD Qty.= Order No.	MultiPack Qty.= Order No.	CD Qty.= Order No.
0	0572901503					
1	0572901506					
2	0572901509					
3	0572901512					
4	0572901515					
5	0572901518					
6	0572901521					
7	0572901524					
8	0572901527					
9	0572901530					

CLI R 1-3

A - Z

Technical specification

Conductor cross-section	1.5 mm ² - 4 mm ²
Cond. ext. Ø	3 mm - 5 mm
Length	3 mm

Printing	yellow		white		pink	
	MultiPack Qty.= Order No.	CD Qty.= Order No.	MultiPack Qty.= Order No.	CD Qty.= Order No.	MultiPack Qty.= Order No.	CD Qty.= Order No.
A	0572901638					
B	0572901640					
C	0572901642					
D	0572901644					
E	0572901646					
F	0572901648					
G	0572901650					
H	0572901652					
I	0572901654					
J	0572901656					
K	0572901658					
L	0572901660					
M	0572901662					
N	0572901664					
O	0572901666					
P	0572901668					
Q	0572901670					
R	0572901672					
S	0572901675					
T	0572901678					
U	0572901680					
V	0572901682					
W	0572901684					
X	0572901693					
Y	0572901697					
Z	0572901699					

Technical specification

Material	PVC, soft
UL 94 flammability rating	corresponds to V-0
Temperature range	-30 °C to +80 °C

**CLI R 1-3****Special characters****Technical specification**

Conductor cross-section	1.5 mm ² - 4 mm ²
Cond. ext. Ø	3 mm - 5 mm
Length	3 mm

Ordering data

Printing	yellow		white		pink	
	MultiPack Qty.=10 Order No.	CD Qty.= Order No.	MultiPack Qty.=10 Order No.	CD Qty.= Order No.	MultiPack Qty.= Order No.	CD Qty.= Order No.
Ä	0572901696					
Å	0572901698					
Ö	0572901695					
+	0572901738					
-	0572901740					
/	0572901743					
.	0572901749					
±	0572901745					

CLI R 1-3**Special characters****Technical specification**

Conductor cross-section	1.5 mm ² - 4 mm ²
Cond. ext. Ø	3 mm - 5 mm
Length	3 mm

Printing	blue		red		MultiPack Qty.= Order No.	CD Qty.= Order No.
	MultiPack Qty.=10 Order No.	CD Qty.= Order No.	MultiPack Qty.=10 Order No.	CD Qty.= Order No.		
-	0572901741					
N	0572901746					
+			0572901739			

CLI R 1-9**Technical specification**

Conductor cross-section	1.5 mm ² - 4 mm ²
Cond. ext. Ø	3 mm - 5 mm
Length	9 mm

Printing	Colour	Text colour	Qty.	Order No.
L1I	● brown	white	10	1872761030
L2I	● black	white	10	1872761031
L3I	○ white	black	10	1872761032
L1U	● brown	white	10	1872761033
L2U	● black	white	10	1872761034
L3U	○ white	black	10	1872761035
NJU	● blue	black	10	1872761036

CLI R 1-12**Technical specification**

Conductor cross-section	1.5 mm ² - 4 mm ²
Cond. ext. Ø	3 mm - 5 mm
Length	12 mm


Printing	Colour	Text colour	Qty.	Order No.
L1Jl	● brown	black	10	1872751030
L2Jl	● black	black	10	1872751031
L3Jl	○ white	black	10	1872751032
L1Jl	● blue	black	10	1872751033
L2Jl	● blue	black	10	1872751034
L3Jl	● blue	black	10	1872751035

Open wire markers

CLI O wire markers are fitted to connected wires, which makes them suitable for updating existing facilities. Three different sizes are available to mark wire cross-sections from 0.4 mm² to maximum 4.0 mm². Profile and design guarantee the secure and permanent attachment of the individually combinable markers.


Advantages

- Open markers for connected wires
- Marker profile with anti-rotation safeguard for combination marking
- Perfect for all marking tasks of retrofitted wiring
- Extremely low space requirements
- Rapid clip-on attachment saves time



CLI O

Version	Open markers made from hard PVC. The flexible and sturdy barbed hooks guarantee secure attachment on the wire. Standard, special and international colour-code compliant prints available.
Material	Hard PVC, cadmium- and silicone-free
Temperature range	-30 °C to +80 °C.
Flammability classification	Corresponds to V0 to UL 94
Resistance	Highly resistant to oils and petrol as well as gamma and UV radiation
Printing	Laser marking



Technical specification

Material PVC, soft
 UL 94 flammability rating corresponds to V-0
 Temperature range -30 °C to +80 °C

CLI O 10

0 - 9

Technical specification

Conductor cross-section 0.4 mm² - 1.5 mm²
 Cond. ext. Ø 2 mm - 3 mm
 Length 3 mm

Ordering data

Printing	yellow		white		pink	
	MultiPack Qty.=200 Order No.	CD Qty.= Order No.	MultiPack Qty.=200 Order No.	CD Qty.= Order No.	MultiPack Qty.= Order No.	CD Qty.= Order No.
0	0648001502		1872681502			
1	0648001505		1872681505			
2	0648001508		1872681508			
3	0648001511		1872681511			
4	0648001514		1872681514			
5	0648001517		1872681517			
6	0648001520		1872681520			
7	0648001523		1872681523			
8	0648001526		1872681526			
9	0648001529		1872681529			

CLI O 10

A - Z

Technical specification

Conductor cross-section 0.4 mm² - 1.5 mm²
 Cond. ext. Ø 2 mm - 3 mm
 Length 3 mm

Printing	yellow		white		pink	
	MultiPack Qty.=200 Order No.	CD Qty.= Order No.	MultiPack Qty.= Order No.	CD Qty.= Order No.	MultiPack Qty.= Order No.	CD Qty.= Order No.
A	0648001637					
B	0648001639					
C	0648001641					
D	0648001643					
E	0648001645					
F	0648001647					
G	0648001649					
H	0648001651					
I	0648001653					
J	0648001655					
K	0648001657					
L	0648001659					
M	0648001661					
N	0648001663					
O	0648001665					
P	0648001667					
Q	0648001669					
R	0648001671					
S	0648001673					
T	0648001676					
U	0648001679					
V	0648001681					
W	0648001683					
X	0648001687					
Y	0648001696					
Z	0648001698					

CLI O 10

Special characters

Technical specification

Conductor cross-section 0.4 mm² - 1.5 mm²
 Cond. ext. Ø 2 mm - 3 mm
 Length 3 mm

Printing	yellow		white		pink	
	MultiPack Qty.=200 Order No.	CD Qty.= Order No.	MultiPack Qty.=200 Order No.	CD Qty.= Order No.	MultiPack Qty.= Order No.	CD Qty.= Order No.
Ä	0648001697					
Å	0648001699					
Ö	0648001695					
+	0648001738		1872681738			
-	0648001740		1872681740			
⊥	0648001746					

CLI O 10

Special characters


Technical specification

Conductor cross-section 0.4 mm² - 1.5 mm²
 Cond. ext. Ø 2 mm - 3 mm
 Length 3 mm

Printing	blue		red		MultiPack Qty.= Order No.	CD Qty.= Order No.
	MultiPack Qty.=200 Order No.	CD Qty.= Order No.	MultiPack Qty.=200 Order No.	CD Qty.= Order No.		
-	0648001741					
+			0648001737			

Technical specification

Material PVC, soft
 UL 94 flammability rating corresponds to V-0
 Temperature range -30 °C to +80 °C



CLI O 20

0 - 9

Technical specification

Conductor cross-section 1.5 mm² - 3 mm²
 Cond. ext. Ø 3 mm - 4 mm
 Length 3 mm

Ordering data

Printing	yellow		white		pink	
	MultiPack Qty.=200 Order No.	CD Qty.= Order No.	MultiPack Qty.=200 Order No.	CD Qty.= Order No.	MultiPack Qty.= Order No.	CD Qty.= Order No.
0	0648101502		1872691502			
1	0648101505		1872691505			
2	0648101508		1872691508			
3	0648101511		1872691511			
4	0648101514		1872691514			
5	0648101517		1872691517			
6	0648101520		1872691520			
7	0648101523		1872691523			
8	0648101526		1872691526			
9	0648101529		1872691529			

CLI O 20

A - Z

Technical specification

Conductor cross-section 1.5 mm² - 3 mm²
 Cond. ext. Ø 3 mm - 4 mm
 Length 3 mm

Printing	yellow		white		pink	
	MultiPack Qty.=200 Order No.	CD Qty.= Order No.	MultiPack Qty.= Order No.	CD Qty.= Order No.	MultiPack Qty.= Order No.	CD Qty.= Order No.
A	0648101637					
B	0648101639					
C	0648101641					
D	0648101643					
E	0648101645					
F	0648101647					
G	0648101649					
H	0648101651					
I	0648101653					
J	0648101655					
K	0648101657					
L	0648101659					
M	0648101661					
N	0648101663					
O	0648101665					
P	0648101667					
Q	0648101669					
R	0648101671					
S	0648101673					
T	0648101676					
U	0648101679					
V	0648101681					
W	0648101683					
X	0648101687					
Y	0648101696					
Z	0648101698					

CLI O 20

Special characters

Technical specification

Conductor cross-section 1.5 mm² - 3 mm²
 Cond. ext. Ø 3 mm - 4 mm
 Length 3 mm

Printing	yellow		white		pink	
	MultiPack Qty.=200 Order No.	CD Qty.= Order No.	MultiPack Qty.=200 Order No.	CD Qty.= Order No.	MultiPack Qty.= Order No.	CD Qty.= Order No.
Ä	0648101697					
Å	0648101699					
Ö	0648101695					
+	0648101738		1872691738			
-	0648101740		1872691740			
±	0648101746					


CLI O 20

Special characters

Technical specification

Conductor cross-section 1.5 mm² - 3 mm²
 Cond. ext. Ø 3 mm - 4 mm
 Length 3 mm

Printing	blue		red			
	MultiPack Qty.=200 Order No.	CD Qty.= Order No.	MultiPack Qty.=200 Order No.	CD Qty.= Order No.	MultiPack Qty.= Order No.	CD Qty.= Order No.
-	0648101741					
+			0648101737			



Technical specification

Material PVC, soft
 UL 94 flammability rating corresponds to V-0
 Temperature range -30 °C to +80 °C

CLI O 30

0 - 9

Technical specification

Conductor cross-section 3 mm² - 4 mm²
 Cond. ext. Ø 4 mm - 5 mm
 Length 3 mm

Ordering data

Printing	yellow		white		pink	
	MultiPack Qty.=200 Order No.	CD Qty.= Order No.	MultiPack Qty.=200 Order No.	CD Qty.= Order No.	MultiPack Qty.= Order No.	CD Qty.= Order No.
0	0648201502		1872701502			
1	0648201505		1872701505			
2	0648201508		1872701508			
3	0648201511		1872701511			
4	0648201514		1872701514			
5	0648201517		1872701517			
6	0648201520		1872701520			
7	0648201523		1872701523			
8	0648201526		1872701526			
9	0648201529		1872701529			

CLI O 30

A - Z

Technical specification

Conductor cross-section 3 mm² - 4 mm²
 Cond. ext. Ø 4 mm - 5 mm
 Length 3 mm

Printing	yellow		white		pink	
	MultiPack Qty.=200 Order No.	CD Qty.= Order No.	MultiPack Qty.= Order No.	CD Qty.= Order No.	MultiPack Qty.= Order No.	CD Qty.= Order No.
A	0648201637					
B	0648201639					
C	0648201641					
D	0648201643					
E	0648201645					
F	0648201647					
G	0648201649					
H	0648201651					
I	0648201653					
J	0648201655					
K	0648201657					
L	0648201659					
M	0648201661					
N	0648201663					
O	0648201665					
P	0648201667					
Q	0648201669					
R	0648201671					
S	0648201673					
T	0648201676					
U	0648201679					
V	0648201681					
W	0648201683					
X	0648201687					
Y	0648201696					
Z	0648201698					

CLI O 30

Special characters

Technical specification

Conductor cross-section 3 mm² - 4 mm²
 Cond. ext. Ø 4 mm - 5 mm
 Length 3 mm

Printing	yellow		white		pink	
	MultiPack Qty.=200 Order No.	CD Qty.= Order No.	MultiPack Qty.= Order No.	CD Qty.= Order No.	MultiPack Qty.= Order No.	CD Qty.= Order No.
Ä	0648201697					
Å	0648201699					
Ö	0648201695					
+	0648201738		1872701738			
-	0648201740		1872701740			
⊥	0648201746					

CLI O 30

Special characters

Technical specification

Conductor cross-section 3 mm² - 4 mm²
 Cond. ext. Ø 4 mm - 5 mm
 Length 3 mm

Printing	blue		red		MultiPack Qty.= Order No.	CD Qty.= Order No.
	MultiPack Qty.=200 Order No.	CD Qty.= Order No.	MultiPack Qty.=200 Order No.	CD Qty.= Order No.		
-	0648201741					
+			0648201737			

Cable markers and holders

CLI M identification markers are slid onto CLI MH carrier strips and secured by means of cable ties. CLI MH strips are available in two lengths. This system is particularly suitable for wires and cables with large cross-sections.

Advantages

- Combination markers for marking cables and conduits
- One size for all diameters from 16 mm²
- Unrestricted combination options
- Closed, captive marking
- Very good legibility



CLI MH

Version	CLI MH carrier strips for CLI M markers are available in lengths of 70 and 110 mm for 10 or 20 CLI M markers respectively. They are attached using one or two cable ties.
Material	PA 6.6
Temperature range	-30 °C to +80 °C
Flammability classification	V2 to UL 94
Resistance	Highly resistant to oils and petrol as well as gamma and UV radiation
Width of cable tie	Maximum 6.2 mm



CLI M

Version	Closed, oval combination markers. The markers are slid onto CLI MH holders and secured by means of cable ties. Standard, special and international colour-code compliant prints available.
Material	Soft PVC, cadmium- and silicone-free
Temperature range	-30 °C to +80 °C
Flammability classification	Corresponds to V0 to UL 94
Resistance	Highly resistant to oils and petrol as well as gamma and UV radiation
Printing	Laser marking

Technical specification

Material PVC, soft
 UL 94 flammability rating corresponds to V-0
 Temperature range -30 °C to +80 °C



CLI M 2-4

0 - 9

Technical specification

Conductor cross-section 16 mm² - 500 mm²
 Cond. ext. Ø 10 mm - 317 mm
 Length 4 mm

Ordering data

Printing	yellow		white		pink	
	MultiPack Qty.=100 Order No.	CD Qty.=500 Order No.	MultiPack Qty.=100 Order No.	CD Qty.=500 Order No.	MultiPack Qty.= Order No.	CD Qty.=500 Order No.
0	1733651502	1568301502	1871371502	1568301000		1568302010
1	1733651505	1568301505	1871371505	1568301697		1568302001
2	1733651508	1568301508	1871371508	1568300002		1568302002
3	1733651511	1568301511	1871371511	1568300003		1568302003
4	1733651514	1568301514	1871371514	1568300004		1568302004
5	1733651517	1568301517	1871371517	1568300005		1568302005
6	1733651520	1568301520	1871371520	1568300006		1568302006
7	1733651523	1568301523	1871371523	1568300007		1568302007
8	1733651526	1568301526	1871371526	1568300008		1568302008
9	1733651529	1568301529	1733651530	1568301530		1568302009

CLI M 2-4

A - Z

Technical specification

Conductor cross-section 16 mm² - 500 mm²
 Cond. ext. Ø 10 mm - 317 mm
 Length 4 mm

Printing	yellow		white		pink	
	MultiPack Qty.=100 Order No.	CD Qty.=500 Order No.	MultiPack Qty.=100 Order No.	CD Qty.=500 Order No.	MultiPack Qty.= Order No.	CD Qty.=500 Order No.
A	1733651637	1568301637	1871371637	1568301021		1568302011
B	1733651639	1568301639	1871371639	1568301022		1568302012
C	1733651641	1568301641	1871371641	1568301023		1568302013
D	1733651643	1568301643	1871371643	1568301024		1568302014
E	1733651645	1568301645	1871371645	1568301025		1568302015
F	1733651647	1568301647	1871371647	1568301026		1568302016
G	1733651649	1568301649	1871371649	1568301027		1568302017
H	1733651651	1568301651	1871371651	1568301028		1568302018
I	1733651653	1568301653	1871371653	1568301029		1568302019
J	1733651655	1568301655	1871371655	1568301030		1568302020
K	1733651657	1568301657	1871371657	1568301031		1568302021
L	1733651659	1568301659	1871371659	1568301032		1568302022
M	1733651661	1568301661	1871371661	1568301033		1568302023
N	1733651663	1568301663	1871371663	1568301034		1568302024
O	1733651665	1568301665	1871371665	1568301035		1568302025
P	1733651667	1568301667	1871371667	1568301036		1568302026
Q	1733651669	1568301669	1871371669	1568301037		1568302027
R	1733651671	1568301671	1871371671	1568301038		1568302028
S	1733651673	1568301673	1871371673	1568301039		1568302029
T	1733651676	1568301676	1871371676	1568301040		1568302030
U	1733651679	1568301679	1871371679	1568301041		1568302031
V	1733651681	1568301681	1871371681	1568301042		1568302032
W	1733651683	1568301683	1871371683	1568301043		1568302033
X	1733651687	1568301687	1871371687	1568301044		1568302034
Y	1733651696	1568301696	1871371696	1568301045		1568302035
Z	1733651698	1568301698	1871371698	1568301046		1568302036

Technical specification

Material PVC, soft
 UL 94 flammability rating corresponds to V-0
 Temperature range -30 °C to +80 °C



CLI M 2-4

Special characters

Technical specification

Conductor cross-section 16 mm² - 500 mm²
 Cond. ext. Ø 10 mm - 317 mm
 Length 4 mm

Ordering data

Printing	yellow		white		pink	
	MultiPack Qty.=100 Order No.	CD Qty.=500 Order No.	MultiPack Qty.=100 Order No.	CD Qty.=500 Order No.	MultiPack Qty.= Order No.	CD Qty.=500 Order No.
Ä	1733651697	1568301694	1871371697	1568301056		
Å	1733651699	1568301699	1871371699	1568301055		
Ö	1733651695	1568301695	1871371695	1568301057		
+	1733651738	1568301738	1871371738	1568301048		1568302037
-	1733651740	1568301740	1871371740	1568301049		1568302038
/	1733651742	1568301742	1871371742	1568301050		1568302040
.	1733651748	1568301748	1871371748	1568301047		1568302039
:	1733651750	1568301750	1871371750	1568301054		1568302041
=	1733651751	1568301751	1871371751	1568301052		1568302042
~	1733651752	1568301752	1871371752	1568301059		1568302045
⊕	1733651747		1871371747	1568301058		1568302044
⊖	1733651746	1568301746	1871371746	1568301053		1568302043
Æ		1568301735				
Ø		1568301736				
X		1568301747				

CLI M 2-4

Special characters

Technical specification

Conductor cross-section 16 mm² - 500 mm²
 Cond. ext. Ø 10 mm - 317 mm
 Length 4 mm

Printing	blue		red		MultiPack Qty.= Order No.	CD Qty.= Order No.
	MultiPack Qty.=100 Order No.	CD Qty.=500 Order No.	MultiPack Qty.=100 Order No.	CD Qty.=500 Order No.		
-	1733651741	1568301741				
N	1733651664	1568301664				
+			1733651737	1568301737		

CLI M 2-6

Special characters

Technical specification

Conductor cross-section 16 mm² - 500 mm²
 Cond. ext. Ø 10 mm - 317 mm
 Length 6 mm

Printing	yellow		white		pink	
	MultiPack Qty.=100 Order No.	CD Qty.=250 Order No.	MultiPack Qty.=100 Order No.	CD Qty.=250 Order No.	MultiPack Qty.= Order No.	CD Qty.=250 Order No.
L1	1871751728	1871781728	1871741728	1871771728		1871761728
L2	1871751729	1871781729	1871741729	1871771729		1871761729
L3	1871751730	1871781730	1871741730	1871771730		1871761730



Holder for CLI M markers

Technical specification

Material	Polyamide
Conductor cross-section	16 mm ²

The CLI MH holder strip for CLI M markers is available in lengths of 70 and 100 mm for 10 or 20 WPK 2-4 markers.
Fix in place with one or two cable ties.

Ordering data

Type	Length	Colour	Qty	Order No.
CLI MH 70	70 mm	black	100	0524400000
CLI MH 110	110 mm	black	100	0189400000



CLI CD-Box

Steel cassette to accommodate

- 25 CDs with CLI C 02-3
- 21 CDs with CLI C 1-3
- 14 CDs with CLI C 2-4
- 11 CDs CLI M 2-4

Ordering data

Type	Qty	Order No.
CLI CD-Box	1	1763290000




CLI RH

Technical specification

Material	Polyamide
----------	-----------

Ordering data

Type	Ordering data	Qty	Order No.
CLI RH 20-02	non-fitted	1	0563700000
CLI RH 20-1	non-fitted	1	0563600000



WSK 12

Ordering data

Type	Width	Ordering data	Qty	Order No.
WSK 12	250 mm	Empty	1	0335900000
WSK 12	250 mm	with CLI C 1-3, 0,9	1	0336000000



CLI RS


CLI RS fitting rods made of metal are ideal for applying CLI C markers to cables.

- CLI RS 3 for CLI C 02
- CLI RS 4 for CLI C 1 (max. Ø 4,2mm)
- CLI RS 5 for CLI C 1 (max. Ø 5mm)

Ordering data

Technical specification
Material Steel

Type	Ordering data	Colour	Qty	Order No.
CLI RS 3	non-fitted	silver	1	0559200000
CLI RS 4	non-fitted		1	0559300000
CLI RS 5	non-fitted	silver	1	0648300000



CLI R

CLI R fitting rods are ideal for applying CLI C markers to cables.

- CLI R 02 for CLI C 02-3
- CLI R 1 for CLI C 1-3

Ordering data

Technical specification
Material POM

Type	Ordering data	Colour	Qty	Order No.
CLI R 02 F. CLI C 02-3	non-fitted	red	20	0559900000
CLI R 1 F. CLI C 1-3	non-fitted	blue	20	0532100000



CLI R 02-3

CLI R 02-3 as set with one each of installation mandrels 0-9, R, S, T; L, +, -, earth in yellow and neutral in grey.

Ordering data

Type	Qty	Order No.
CLI R 02-3 SATZ	19	0560001531



CLI R 1-3

CLI R 1-3 as set with one each of installation mandrels 0-9, R, S, T; L, +, -, earth in yellow and neutral in grey.

Ordering data

Type	Qty	Order No.
CLI R 1-3 SATZ	19	0572901531

Transparent sleeves

CLI T

CLI T wire markers are high-quality, transparent markers available in various lengths for marking cables with cross-sections from 0.22 mm² to maximum 75 mm². The closed marker is attached before the wire is connected. The insert tag fits into the transparent pocket provided (TM-I available in MultiCard format).

Advantages

- Transparent material
- Special flexible bellow profile ensures a wide application range
- The resilient pocket ensures secure attachment and protection from ambient conditions
- Convenient and protected markings
- Marker tags easily inserted in the marker pocket before and after connecting
- Available in five lengths and four sizes



CLI T

Version	Closed transparent markers made from soft PVC with pocket for insert tags. Resilient bellow construction enables fast and easy attachment.
Material	Soft PVC, cadmium- and silicone-free
Temperature range	-30 °C to +80 °C
Flammability classification	Corresponds to V0 to UL 94
Resistance	Highly resistant to oils and petrol as well as gamma and UV radiation
Printing	Insert tag – TM-I for CLI T, see page 53

CLI TM

CLI TM is the perfect sleeve for large conductor cross-sections. The transparent pocket protects the inlay tags against environmental influences. The transparent CLI TM sleeve is fixed with cable ties.

Advantages:

- Secure attachment thanks to cable ties
- Professional marking results with the Weidmüller MultiCards labelling system



CLI TM

Version	Transparent label and tag holders available in two sizes, with punched holes for fitting with cable ties
Material	Soft PVC, cadmium- and silicone-free
Temperature range	-30 °C to +60 °C
Flammability classification	Corresponds to V0 to UL 94
Resistance	Highly resistant to oils and petrol as well as gamma and UV radiation
Printing	Insert tag – ESG and CLI F2 for CLI TM 20-33 – TM-I and CLI F1 for CLI TM 10-33



CLI T sleeve

Technische Daten

Material	PVC
UL 94 flammability rating	V0
Min. temperature, continuous	-30 °C
Max. temperature, continuous	80 °C
Colour of material	transparent

Ordering data

Type	Length	Insulation O.D.	Cond. cross-section	Qty	Order No.
CLI T 02-12	12 mm	1-3 mm	0.22-1,5 mm ²	200	1764060000
CLI T 02-15	15 mm	1-3 mm	0.22-1,5 mm ²	200	1764070000
CLI T 02-18	18 mm	1-3 mm	0.22-1,5 mm ²	200	1764140000
CLI T 02-20	20 mm	1-3 mm	0.22-1,5 mm ²	200	1764150000
CLI T 02-30	30 mm	1-3 mm	0.22-1,5 mm ²	200	1889580000
CLI T 1-12	12 mm	3-5 mm	0.75-6 mm ²	200	1764190000
CLI T 1-15	15 mm	3-5 mm	0.75-6 mm ²	200	1764200000
CLI T 1-18	18 mm	3-5 mm	0.75-6 mm ²	200	1764210000
CLI T 1-20	20 mm	3-5 mm	0.75-6 mm ²	200	1764220000
CLI T 1-30	30 mm	3-5 mm	0.75-6 mm ²	200	1889560000
CLI T 2-12	12 mm	4-10 mm	4-35 mm ²	100	1764230000
CLI T 2-15	15 mm	4-10 mm	4-35 mm ²	100	1764240000
CLI T 2-18	18 mm	4-10 mm	4-35 mm ²	100	1764250000
CLI T 2-20	20 mm	4-10 mm	4-35 mm ²	100	1764260000
CLI T 2-30	30 mm	4-10 mm	4-35 mm ²	100	1889570000
CLI T 3-12	12 mm	8-16 mm	6-75 mm ²	100	1764270000
CLI T 3-15	15 mm	8-16 mm	6-75 mm ²	100	1764280000
CLI T 3-18	18 mm	8-16 mm	6-75 mm ²	100	1764290000
CLI T 3-20	20 mm	8-16 mm	6-75 mm ²	100	1764300000
CLI T 3-30	30 mm	8-16 mm	6-75 mm ²	100	1889550000



CLI TM

Technical specification

Material	PVC
UL 94 flammability rating	V0
Min. temperature, continuous	-30 °C
Max. temperature, continuous	60 °C
Colour of material	transparent

Ordering data

Type	Length	Width	Qty	Order No.
CLI TM 10-33	33 mm	6 mm	100	1763270000
CLI TM 20-33	33 mm	11.3 mm	100	1763280000
CLI TM 20-66	66 mm	11.3 mm	50	1763390000

Accessories

Type	Length	Width	No. per sheet	Qty	Order No.
CLI F 1/20 white / yellow	21 mm	4 mm	594	10	1600740000
CLI F 2/17,5 weiß / yellow	17.5 mm	9 mm	352	1	1764050000
TM-I 18 MC	18 mm	4 mm		320	1718431044
ESG 9-17 MC	17 mm	9 mm		200	1724760000

Stainless steel markers

WSM is a complete marking system for cables, wires, conduits and components. It offers markings that last in conditions that no other markers can withstand. The range consists of stainless steel character tiles, holders and cable ties – available separately or complete in the WSM Set and Service Box.


Advantages

- Durable, embossed characters for optimum legibility
- Resistant to heat, cold, corrosion, acids, chemicals, fire and more
- Individual and multi-character markings can also be combined
- Rapid attachment
- Ideal for outdoor applications
- Easy attachment with cable ties



WSM

Version	Marker holders designed with raised profiles at both ends to ensure the cable ties slide through easily. Individual or combined, the single marker plates are inserted into the holder. Special printing available.
Material	Acid-resistant stainless steel grade SS 2348 (AISI-316)
Temperature range	-80 °C to +500 °C.
Resistance	Fireproof. Resistant to heat, cold, corrosion, acids, chemical substances, and so forth.
Printing	High-quality embossed. Alphanumeric and special characters
Fixing accessories	Stainless steel cable ties with ball-bearing lock



- completely rustproof and acid-resistant
- embossed characters easily legible even after painting
- also available with special printing embossed on holder
- contents of WSM Service Box: 40 each of 0-9, A-Ö, +, -, x, /, :, ,, ~, =, ü, earth, neutral.
200 cable ties 200 mm. Stainless steel holders 30 x 48 mm, 30 x 60 mm, 20 x 84 mm, 10 x 108 mm, 10 x 288 mm.

WSM tiles

Technical specification

Material	Stainless steel 1.4404
Width	9.9 mm

Ordering data

Type	Printing	Length	Qty	Order No.
WSM 10 0	0	5.5 mm	200	1712501000
WSM 10 1	1	5.5 mm	200	1712500001
WSM 10 2	2	5.5 mm	200	1712500002
WSM 10 3	3	5.5 mm	200	1712500003
WSM 10 4	4	5.5 mm	200	1712500004
WSM 10 5	5	5.5 mm	200	1712500005
WSM 10 6	6	5.5 mm	200	1712500006
WSM 10 7	7	5.5 mm	200	1712500007
WSM 10 8	8	5.5 mm	200	1712500008
WSM 10 9	9	5.5 mm	200	1712500009
WSM 10 A	A	5.5 mm	200	1712501637
WSM 10 B	B	5.5 mm	200	1712501639
WSM 10 C	C	5.5 mm	200	1712501641
WSM 10 D	D	5.5 mm	200	1712501643
WSM 10 E	E	5.5 mm	200	1712501645
WSM 10 F	F	5.5 mm	200	1712501647
WSM 10 G	G	5.5 mm	200	1712501649
WSM 10 H	H	5.5 mm	200	1712501651
WSM 10 I	I	5.5 mm	200	1712501653
WSM 10 J	J	5.5 mm	200	1712501655
WSM 10 K	K	5.5 mm	200	1712501657
WSM 10 L	L	5.5 mm	200	1712501659
WSM 10 M	M	5.5 mm	200	1712501661
WSM 10 N	N	5.5 mm	200	1712501663
WSM 10 O	O	5.5 mm	200	1712501665
WSM 10 P	P	5.5 mm	200	1712501667
WSM 10 Q	Q	5.5 mm	200	1712501669
WSM 10 R	R	5.5 mm	200	1712501671
WSM 10 S	S	5.5 mm	200	1712501673
WSM 10 T	T	5.5 mm	200	1712501676
WSM 10 U	U	5.5 mm	200	1712501679
WSM 10 V	V	5.5 mm	200	1712501681
WSM 10 W	W	5.5 mm	200	1712501683
WSM 10 X	X	5.5 mm	200	1712501687
WSM 10 Y	Y	5.5 mm	200	1712501696
WSM 10 Z	Z	5.5 mm	200	1712501698
WSM 10 Ä	Ä	5.5 mm	200	1712501054
WSM 10 Å	Å	5.5 mm	200	1712501700
WSM 10 Ö	Ö	5.5 mm	200	1712501055
WSM 10 Ü	Ü	5.5 mm	200	1712501699
WSM 10 Æ	Æ	5.5 mm	200	1712501672
WSM 10 Ø	Ø	5.5 mm	200	1712501670
WSM 10 NEUTRAL	NEUTRAL	5.5 mm	200	1712502000
WSM 10 ±	±	5.5 mm	200	1712501053
WSM 10 +	+	5.5 mm	200	1712501738
WSM 10 -	-	5.5 mm	200	1712501740
WSM 10 /	/	5.5 mm	200	1712501739
WSM 10 :	:	5.5 mm	200	1712501741
WSM 10 =	=	5.5 mm	200	1712501742
WSM 10 .	.	5.5 mm	200	1712501743
WSM 10 ~	~	5.5 mm	200	1712501056
WSM 10 ((5.5 mm	200	1712501744
WSM Service Box	s. text	5.5 mm	1	1924930000



WSM holder

Technical specification

Material Stainless steel 1.4404
 Width 11 mm

Ordering data

Type	characters	Length	Qty	Order No.
WSMH 48 mm	6	47 mm	50	1774500000
WSMH 60 mm	8	65 mm	50	1774510000
WSMH 84 mm	12	87 mm	50	1774520000
WSMH 108 mm	16	109 mm	50	1774530000
WSMH 288 mm	46	128 mm	50	1774490000

WSM holder, Custom printing

Technical specification

Material Stainless steel 1.4404
 Width 10 mm

Type	characters	Length	Qty	Order No.
WSMC 1-5	1-5	53.5 mm	1	1912170000
WSMC 6-10	6-10	74 mm	1	1891680000
WSMC 11-15	11-15	93 mm	1	1891670000
WSMC 16-20	16-20	112 mm	1	1912140000
WSMC 21-25	21-25	131 mm	1	1912150000
WSMC 26-30	26-30	150 mm	1	1912160000



WSM accessory – cable ties

Technical specification

Material Stainless steel 1.4304

WeidSteel has a comprehensive range of steel cable ties for extreme material stresses caused by, for example, high temperatures or chemical reactions.

- Stainless steel to DIN AISI 304
- Easy and secure installation by way of patented closure
- Patented, rounded edges so risk of injury
- Ideal for outdoors
- Corrosion- and radiation-resistant
- Anti-magnetic
- No serrations so no damage to the insulation

Ordering data

Type	Width	Length	Qty	Order No.
SCT 4.6/127	4.6 mm	127 mm	100	1699800000
SCT 4.6/201	4.6 mm	201 mm	100	1699810000
SCT 4.6/266	4.6 mm	266 mm	100	1699900000
SCT 4.6/360	4.6 mm	360 mm	100	1699910000
SCT 4.6/520	4.6 mm	520 mm	100	1699920000
SCT 4.6/679	4.6 mm	679 mm	100	1699930000
SCT 4.6/838	4.6 mm	838 mm	100	1699940000



WSM accessory – tool

Technical specification

Material Metal

The WSM Tool is a tool for tightening steel cable ties. Two different versions are available: the automatic version allows you to tighten the cable tie and cut off the surplus end in one operation; the manual version is used exclusively for tying steel cable ties, afterwards the tie can be cut back by twisting it through 90°.

Ordering data

Type	Weight	Length	Qty	Order No.
WSM TOOL AUTOMATIC	600 g	180 mm	1	1774470000
WSM TOOL MANUAL	500 g	210 mm	1	1774480000



TM-I Custom printing

Technical specification

Material	Polyamide 66
UL 94 flammability rating	V2
Min. temperature, continuous	-40 °C
Max. temperature, continuous	100 °C
Colour of material	To customer specification

Ordering data

Type	Length	Width	Qty	Order No.
TM-I 12 CUSTOM PRINT	12 mm	4 mm	320	1718420000
TM-I 15 CUSTOM PRINT	15 mm	4 mm	80	1609990000
TM-I 18 CUSTOM PRINT	18 mm	4 mm	64	1718440000
TM-I 20 CUSTOM PRINT	20 mm	4 mm	80	1680420000
TM-I 30 MC CUSTOM PRINT	30 mm	4 mm	60	1876320000

TM-I blank

Technical specification

Material	Polyamide 66
UL 94 flammability rating	V2
Min. temperature, continuous	-40 °C
Max. temperature, continuous	100 °C

Ordering data

Type	Length	Width	Colour of material	Qty	Order No.
TM-I 12 BLANK WS	12 mm	4 mm	white	320	1718411044
TM-I 12 BLANK GE	12 mm	4 mm	yellow	320	1718411687
TM-I 12 BLANK BL	12 mm	4 mm	blue	320	1718411693
TM-I 12 BLANK RT	12 mm	4 mm	red	320	1718411686
TM-I 12 BLANK GN	12 mm	4 mm	green	320	1718411688
TM-I 15 BLANK WS	15 mm	4 mm	white	400	1609981044
TM-I 15 BLANK GE	15 mm	4 mm	yellow	400	1609981687
TM-I 15 BLANK BL	15 mm	4 mm	blue	400	1609981693
TM-I 15 BLANK RT	15 mm	4 mm	red	400	1609981686
TM-I 15 BLANK GN	15 mm	4 mm	green	400	1609981688
TM-I 18 BLANK WS	18 mm	4 mm	white	320	1718431044
TM-I 18 BLANK GE	18 mm	4 mm	yellow	320	1718431687
TM-I 18 BLANK BL	18 mm	4 mm	blue	320	1718431693
TM-I 18 BLANK RT	18 mm	4 mm	red	320	1718431686
TM-I 18 BLANK GN	18 mm	4 mm	green	320	1718431688
TM-I 20 BLANK WS	20 mm	4 mm	white	400	1680411044
TM-I 20 BLANK GE	20 mm	4 mm	yellow	400	1680411687
TM-I 20 BLANK BL	20 mm	4 mm	blue	400	1680411693
TM-I 20 BLANK RT	20 mm	4 mm	red	400	1680411686
TM-I 20 BLANK GN	20 mm	4 mm	green	400	1680411688
TM-I 30 MC BLANK WS	30 mm	4 mm	white	300	1876390000
TM-I 30 MC BLANK GE	30 mm	4 mm	yellow	300	1876370000
TM-I 30 MC BLANK BL	30 mm	4 mm	blue	300	1876400000
TM-I 30 MC BLANK RT	30 mm	4 mm	red	300	1876380000



CB cable ties provide fixings for cables and markers for special requirements. They are especially suitable for fixing CLI M, SFX, WKM and WKS cable markers. The material consists of unbreakable polyamide PA 6.6 with UL94 flammability rating V2.

Cable ties

Technical specification


Material

UL 94 flammability class

Polyamide 6.6
V2

Ordering data

Type	Length	width	Group Ø max.	Qty.	Order No. natural	Order No. black
CB 100/2.5 1000	100 mm	2.5 mm	25 mm	1000	7940006690	7940007051
CB 100/2.5 100	100 mm	2.5 mm	25 mm	100	1278600000	1697890000
CB 120/4.8	120 mm	4.8 mm	30 mm	100	7940006052	7940006053
CB 120/7.6	120 mm	7.6 mm	30 mm	100	7940006062	7940006063
CB 142/2.5	142 mm	2.5 mm	35 mm	100	7940006040	7940006047
CB 150/3.6	140 mm	3.6 mm	35mm	100	1278700000	1697900000
CB 160/4.5	160 mm	4.5 mm	40mm	100	1723540000	1723560000
CB 165/2.5	165 mm	2.5 mm	44 mm	100	7940006048	7940006049
CB 190/4.8	178 mm	4.8 mm	45mm	100	1723550000	1723570000
CB 203/2.5	203 mm	2.5 mm	55 mm	100	7940006050	7940006051
CB 203/4.8	200 mm	4.8 mm	50mm	100	1278800000	1697910000
CB 203/7.6	203 mm	7.6 mm	55 mm	100	7940006064	7940006065
CB 203/3.6	200 mm	3.6 mm	50mm	100	1720630000	1720660000
CB 230 12.7	230 mm	12.7 mm	63 mm	50	7940006076	7940006077
CB 240/7.6	240 mm	7.6 mm	66 mm	100	7940006066	7940006067
CB 250/4.8	250 mm	4.8 mm	74 mm	100	7940006054	7940006055
CB 292/3.6	290 mm	3.6 mm	80mm	100	1720640000	1720650000
CB 300/4.8	290 mm	4.8 mm	80mm	100	1278900000	1697920000
CB 300/7.6	300 mm	7.6 mm	85 mm	100	7940006068	7940006069
CB 368/3.6	368 mm	3.6 mm	102 mm	100	7940006056	7940006057
CB 368/4.8	360 mm	4.8 mm	100mm	100	1279000000	1697930000
CB 380/7.6	365 mm	7.8 mm	105mm	100	1279100000	1697940000
CB 385/4.8	385 mm	4.8 mm	110 mm	100	7940006058	7940006059
CB 432/4.8	432 mm	4.8 mm	125 mm	100	7940006060	7940006061
CB 450/8.0	450 mm	8 mm	133 mm	50	7940006070	7940006071
CB 480/12.7	480 mm	12.7 mm	140 mm	20	7940006078	7940006079
CB 550/8.0	550 mm	8 mm	166 mm	50	7940006072	7940006073
CB 762/9.0	750 mm	7.8 mm	220mm	20	1720680000	1720670000
CB 812/9.0	812 mm	9 mm	264 mm	20	7940006074	7940006075
CB 880/12.7	880 mm	12.7 mm	267 mm	10	7940006082	7940006085
CB 1030/12.7	1030 mm	12.7 mm	317 mm	10	7940006084	



Accessories - holders

Ordering data

Type	Description	Colour of material	Qty	Order No.
CBH 1	Plug-in/Hole Ø 6.2 mm	natural	100	1279200000
CBH 2	self-adhesive	natural	100	1289200000
CBH 2	self-adhesive	black	100	1697950000
CBH 3	self-adhesive	natural	100	1289400000
CBH 3	self-adhesive	black	100	1697960000
CBDM	Plug-in/Cable loom Ø 44.5	natural	100	1279300000
CBFP 43.5/10	for 8 mm holes	black	100	1859410000



Accessories - tools

The RT 1 is a compact, pistol-shaped tool for fastening and cutting cable-ties in one operation. The tension is widely adjustable, ranging from short to standard cable-ties. The RT 1 is designed for bundles with a diameter of 1.6 mm to 100 m

Ordering data

Type	Length	Weight	Qty	Order No.
RT 1	170 mm	260 g	1	1296000000

Worldwide activities

- AE UAE**
United Arab Emirates
 Weidmüller Middle-East
 P.O. Box 62448
 Dubai
 Phone +971 4 3522215, 3523043
 Fax +971 4 3599950
 info@weidmueller.ae
- AR Argentina**
 CPI SA
 Bauness 2660
 1431 Buenos Aires
 Phone +54 11 45238008
 Fax +54 11 45220546
 compras@cpi.com.ar
- AT Austria**
 Weidmüller Ges.m.b.H.
 Industriezentrum Nö Süd
 Straße 2, Objekt M2
 2355 Wiener Neudorf
 Phone +43 2236 6708-0
 Fax +43 2236 6708-199
 office.at@weidmueller.com
- AU Australia**
 Weidmüller Pty. Ltd.
 43 Huntingwood Drive
 Huntingwood,
 NSW, 2148
 P.O.Box 6944
 Blacktown
 NSW, 2148
 Phone +61 2 9671-9999
 Fax +61 2 9671-9911
 info@weidmuller.com.au
 www.weidmuller.com.au
- AZ Azerbaijan**
 West Industries Ltd.
 Caspian Plaza, 5-th Floor
 44 J. Jabbarly Str., Baku, Azerbaijan
 Phone +99412 499 15 15
 Fax +99412 499 14 93
 sales@west-i.com
- BA Bosnia-Herzegovina**
 BH ES Elektrosistem d.o.o.
 ul. J. Veselinovica 18
 78000 Banja Luka
 Bosnia
 Phone +387 51 317500
 Fax +387 51 317500
 elsist@inecco.net
 www.elektrosistem.co.yu
- BE Belgium**
 Weidmüller Benelux B.V.
 Mechelsesteenweg 519 bus 6 en 7
 1930 Nossegem
 Phone +32 16 395990
 Fax +32 16 401051
 info@weidmueller.be
- BG Bulgaria**
 Weid-Bul eOOD
 ul. Nezabavka 33 A,
 bl. 315/3/10
 1113 Sofia
 Phone +359 2 9632560
 Fax +359 2 9631098
 weidbul@nat.bg
- BH Bahrain**
 Khayber Trading Company
 P.O. Box 1976 Manama,
 Bahrain
 Phone +973 17720747
 Fax +973 17720331
 khayber@batalco.com.bh
- BR Brazil**
 Conexel Conexoes Elétricas Ltda.
 Rua Garcia Lorca, 176- V. Paulicéia,
 09695-900, Sao Bernardo do
 Campo - SP, Brasil
 Phone +55 11 43669600
 Fax +55 11 43621677
 vendas@conexel.com.br
 www.conexel.com.br
- BY Belarus**
 TECHNIKON Ltd.
 Oktyabrskaya Str. 16/5
 Apt. 704
 220030 Minsk
 Belarus
 Phone +375 17 2104626
 Fax +375 17 2275830
 technikon@belsonet.net
- CA Canada**
 W Interconnections Canada Inc.
 10 Spy Court, Markham,
 Ontario L3 R5 H6
 Phone +1 905 475-1507
 Fax +1 905 475-5855
 info1@weidmuller.ca
 www.weidmuller.ca
- CG Republic of Montenegro**
 Please contact
 ES-YU Elektrosistem,
 Republic of Serbia
- CH Switzerland**
 Weidmüller Schweiz AG
 Rundbuckstrasse 2
 8212 Neuhausen am Rheinfall
 Phone +41 52 6740707
 Fax +41 52 6740708
 info@weidmueller.ch
 www.weidmueller.ch
- CL Chile**
 Felipe Bahamondes S.A./ATS AGRO
 Servicios Agroindustriales
 Maria Luisa Santander 0475
 Providencia
 Casilla 3425
 Santiago
 Phone +56 2 341-1271
 Fax +56 2 341-1275
 felipe@atsintech.com
- CN China**
 Weidmüller Interface International
 Trading (Shanghai) Co., Ltd.
 12 F, Century Ba-Shi Building,
 No. 398 Huaihai Road (M)
 Shanghai 200020
 P.R. China
 Phone +86 21 63868188
 Fax +86 21 63867177
 www.cnweidmuller.com
- CO Colombia**
 Automatizacion Avanzada S. A.
 Carrera 97 No. 42 A-23 B3,
 Sanitafe de Bogotá Colombia.
 Phone +57 1 4132048
 Fax +57 1 4159788
 mgallegos@
 automatizacionavanzada.com
- CR Costa Rica**
 ELVATRON S.A.
 400 Norte
 Banco Costa Rica, la Uruca,
 San José, Costa Rica
 Phone +506 2 961060
 Fax +506 2 960328
 dirk.haase@elvatron.com
- CS Republic of Serbia**
 ES-YU Elektrosistem
 Pariske komunne 41
 11070 Novi Beograd
 Serbia
 Phone +381 11 697212
 Fax +381 11 693608
 esyu@eunet.yu
 www.elektrosistem.co.yu
- CZ Czech Republic**
 Weidmüller s. r. o.
 Videnska ul. 340
 25242 Vestec u Prahy
 Phone +420 2 44001400
 Fax +420 2 44001499
 office@weidmueller.cz
- DE Germany**
 Weidmüller GmbH & Co. KG
 Ohmstraße 9
 32758 Detmold
 Phone +49 5231 1428-0
 Fax +49 5231 1428-116
 weidmueller@weidmueller.de
 www.weidmueller.de
- DK Denmark**
 Knud Wexøe A/S
 Skaettekaerret 11
 P.O. Box 152
 2840 Holte
 Phone +45 45465800
 Fax +45 45465801
 wexoe@wexoe.dk
- EE Estonia**
 Alter Electric OÜ
 Türi 6, 11313 Tallinn, Estonia
 Phone +372 65 19 666
 Fax +372 65 19667
 alter@alter.ee
- EC Ecuador**
 Elsysyec S.A.
 Electricidad Sistemas y Tecnologia
 Joaquin Tinajero E 3-25 y Jorge Drom
 Edificio Oquendo, Planta baja, Oficina 101
 Quito, Ecuador
 Phone +593 2 2245 241
 Fax +593 2 2456 755
 Sales.est@uio.satnet.net
- EG Egypt**
 Standard Electric
 87, Mohamed Farid Street
 Heliopolis, Cairo, Egypt
 Phone +20 6 42 29 77/6 42 29 88
 Fax +20 6 42 29 55
 stdelec@rite.com
- ES Spain**
 Spain
 Weidmüller S. A.
 Narcis Monturiol 11-13
 Pol.Ind. Sudoeeste
 08960 Sant Just Desvern
 Barcelona
 Phone +34 93 4803386
 Fax +34 93 3718055
 weidmuller@weidmuller.es
 www.weidmuller.es
- FI Finland**
 JUHA-ELEKTRO OY
 Kylvöpolku 6, P. O. Box 57
 00681 Helsinki
 Phone +358 9 478411
 Fax +358 9 47841311
- FR France**
 Weidmüller EUROL
 12, Chaussée Jules César
 B.P. 263 Osny
 95523 CERGY PONTOISE Cedex
 Phone +33 1 34245500
 Fax +33 1 34245501
 mail@weidmuller.fr
 www.weidmueller.com
- GB United Kingdom**
 Weidmüller Ltd.
 1 Abbey Wood Road
 Kings Hill, West Malling
 Kent ME19 4YT
 Phone +44 1732 877000
 Fax +44 1732 873873
 info@weidmuller.co.uk
 www.weidmueller.com
- GR Greece**
 Electrorama S.A.
 1 An. Martali Str.
 41335 Larissa
 Phone +30 2410 552533
 Fax +30 2410 283463
 valvizos@electrorama.com.gr
- HK Hong Kong**
 United Equity Limited
 Suite B, 11/F International Industrial
 Centre
 2-8 Kwei Tei Street, Fotan, Shatin
 Hong Kong
 Phone +852 26876739
 Fax +852 26876735
 united_equity@sinatown.com
- HR Croatia**
 Elektro Partner d.o.o.
 Radnicka cesta 22
 10000 Zagreb
 Phone +385 1 6184793
 Fax +385 1 6184795
 elektropartner@zg.htnet.hr
- HU Hungary**
 Weidmüller Kereskedelmi Kft
 Mádi u. 50
 1104 Budapest
 P. O. Box 22
 1507 Budapest
 Phone +36 1 464-7888
 Fax +36 1 4627701
 info@weidmueller.hu
- ID Indonesia**
 P. T. Nego Electrindo
 Komplek Sentra Kramat, Blok A18
 Jl. Kramat Raya No. 7-9
 Jakarta 10450 Indonesia
 Phone +62 21 3156218
 Fax +62 21 3156219
 sutrisno@negoelectrindo.co.id
- IE Ireland**
 A.P. Haslam Ltd.
 14 Sunshine Ind. Estate
 Crumlin Road
 Dublin 12
 Phone +353 1 453-2522
 Fax +353 1 453-2949
 paul.haslam@aphaslam.ie
- IL Israel**
 A.U. Shay Ltd.
 Embar Street 23/25
 P.O.Box 10049
 Petach-Tikva 49222
 Phone +972 3 9233601
 Fax +972 3 9234601
 shay@uriel-shay.com
- IN India**
 Weidmüller
 Representative office
 Vijay Dattani
 # 156-4th cross, Prashant Extension
 Whitefield
 Bangalore - 560 066
 Phone +91 80 8453999
 vdtattani@eth.net
- IR Iran**
 TAF Co.
 72, Iranshahr Av.
 Unit 5,
 15816 Teheran
 Phone +98 21 8831-7851
 Fax +98 21 8882-0268
 info@taf-co.com
- IS Iceland**
 Samey Automation Center
 Lyngas 13, 210 Garoabaar,
 Iceland
 Phone +354 510 5200
 Fax +354 510 5201
 samey@samey.is
- IT Italy**
 Weidmüller S.r.l.
 Via Albert Einstein 4
 20092 Cinisello Balsamo
 Milano
 Phone +39 02 660681
 Fax +39 02 6124945
 weidmuller@weidmuller.it
 www.weidmuller.it
- JO Jordan**
 Horizons Engineering
 P.O. Box 330607 ZC
 11133 Amman
 Phone +962 64882114
 Fax +962 4882115
 horizons@go.com.jo
- JP Japan**
 Nihon Weidmüller Co. Ltd.
 Asahi Seimei Bldg. 11F
 1-14-1 Fuchuo Fuchu-shi
 Tokyo 183-0055 Japan
 Phone +81 42 330-7891
 Fax +81 42 330-7895
 www.weidmuller.co.jp
- KR South Korea**
 Weidmüller Co., Ltd.
 2 floor Wooman B/D 46-27
 Samsung2-Dong, Kangnam-Ku
 Seoul
 Korea, Zip: 135-868
 Phone +82 2 5160003
 Fax +82 2 5160090
 info@weidmuller.co.kr
- KW Kuwait**
 NQURI Industrial Establishment Co.
 P.O.Box 2829,
 Safat 13029 Kuwait
 Phone +965 4333355
 Fax +965 4344085
 contact@nie-kwt.com
- KZ Kazakhstan**
 SEA STAR INTERNATIONAL. L.L.P.
 42-A, Suite-15, Dostyk Ave
 Almaty - 050010
 Republic of Kazakhstan
 Phone +7 3272 2 662502 / 938842 /
 910580 / 911193
 Fax +7 3272 2 501780
 sales@seastargroup.com
 www.seastar.kz

- KZ Kazakhstan**
Electric Light LLP
84, Auezov Street
Office 310
480057 Almaty
Kazakhstan
Phone +7 3272 2 421709
Fax +7 3272 2 779955
progress@inco.com.lb
wgm@nursat.kz
- LB Lebanon**
Progress Engineering & Trading
Enterprises
P.O. Box 11-1111
Pharaon Bldg., Opp Electr. du Liban
Chafaca Str., Al Nahr
Beirut - Lebanon
Phone +961 1 444664
Fax +961 1 561880
progress@inco.com.lb
- LT Lithuania**
ELEKTROS IRANGA
Tinklu g.29a, 5319 Panevezys,
Lithuania
Phone +370 45582828
Fax +370 45582727
info@eiranga.lt
- LU Luxembourg**
Please contact
Weidmüller Belgium, Nossegem
- LV Latvia**
PROFS Latvija SIA
K. Ulmana gatve 140
LV-1029 Riga
Latvia
Phone +371 7870557
Fax +371 7870541
edgars.vilkins@profs.lv
www.profs.lv
- MK Macedonia**
ELEKTRO – SMK doool
UL. III Makedonska brigada b.b.
1000 Skopje
Macedonia
Phone +389 22 460 295
Fax +389 22 460 298
Elektro-smk@telekabel.net.mk
- MT Malta**
E.S.S.
Electrical Supplies & Services Ltd
104 J. Sciberras Str.
Hamrun
Malta HMR 08
Phone +356 21 255 777
Fax +356 21 255 999
robert@ess.com.mt
- MX Mexico**
W Interconnections, S.A. de C.V
Av. Ingenieros Civiles No. 204-B,
Conjunto Industrial Chachapa
72990 Chachapa,
Puebla Mexico
Phone +52 222 2866247/48/49
Fax +52 222 2866242
clientes@weidmuller.com.mx
- MY Malaysia**
Connect Plus Technology Sdn Bhd
9, Jalan PJS 11/24,
Bandar Sunway,
46150 Petaling Jaya,
Selangor Darul Ehsan,
Malaysia
Phone +60 3 5633 7363
Fax +60 3 5633 6562
andy@cptech.com.my
www.cptech.com.my
- NL Netherlands**
Weidmüller Benelux B.V.
Franciscusweg 221
1216 SE Hilversum
Postbus 1505
1200 BM Hilversum
Phone +31 35 6261261
Fax +31 35 6234569
info@weidmuller.nl
www.weidmuller.nl
- NO Norway**
Siv. Ing. J. F. Knudtzen A/S
Billingstadsletta 97
1396 Billingstad, P.O. Box 160
1378 Nesbru
Phone +47 66 983350
Fax +47 66 980955
patorgersbraaten@jfkknudtzen.no
- NZ New Zealand**
Cuthbert S. Steward Limited
27 Te Puni Street
POB 38496 Petone
Petone, Wellington
Phone +64 4 5686156
Fax +64 4 5686056
- OM Oman**
DAN INTERNATIONAL LLC.
PO.BOX 2901
111 Seeb
Oman
Phone +968 503 677
Fax +968 503 755
yedu@danintl.com
- PE Peru**
TECNOLOGÍA ELÉCTRICA
Y SOLUCIONES S.A.C.
Calle Huandoy 501, Lima 32 – Perú
Phone +51 1 5620004
Fax +51 1 5620004
info@tecsol-peru.com
- PH Philippines**
El Criscent Corporation
B-41 L-10, Villa Palao,
Banlic, Calamba City
Laguna 4027,
Philippines
Phone +63 49 3456329
Fax +63 49 3456329
ecc@laguna.net
- PH Philippines**
Enclosure Systems Specialists Inc
G/F, GE Building
2291 Don Chino Roces Ava Ext
Makati City 1231,
Philippines
Phone +63 2 813 8580
Fax +63 2 813 8596
encsys@mozcom.com
- PL Poland**
Weidmüller Sp. z o.o.
ul. Gołędzinska 10
03-302 Warszawa
Poland
Phone +48 22 5100940
Fax +48 22 5100941
biuro@weidmuller.com.pl
www.weidmuller.pl
- PT Portugal**
Weidmüller - Sistemas de
Interface, S. A.
Estrada Outeiro Polima, Lote B,
N° B2, Escritório 2 - Abóboda
2785-518 Sao Domingos de Rana
Lisboa
Phone +351 21 4459190
Fax +351 21 4455871
weidmuller@weidmuller.pt
www.weidmuller.pt
- PY Paraguay**
Please contact
CPI S.A., Buenos Aires, Argentina
- QA Qatar**
Doha Motors
(Technical Division)
Post Box No. 145
Al Wakrath Road
Doha-Qatar
Phone +974 465 1441
Fax +974 465 4579
dmtctech@qatar.net.qa
- RO Romania**
Rominterface Impex SRL
Str. Gh. Dem Teodorescu 30A
030916 Bukarest - sector 3
Phone +40 21 3220230
Fax +40 21 3228857
office@rominterface.ro
- RU Russia**
Weidmüller Representative Office
Shabolovka street 2
119049 Russia, Moskau
Phone +7 495 771-6940
Fax +7 495 771-6941
info@weidmueller.ru
www.weidmueller.ru
- SA Saudi Arabia**
Al Abdulkarim Trading
P.O. Box 5777, Dammam
31432 Saudi Arabia
Phone +966 3 833-7110
Fax +966 3 833-8242
info@akte.com.sa
- SA Saudi Arabia**
Saudi Electric Supply Co.
P.O. Box 3298, Al Khobar
31952 Saudi Arabia
Phone +966 3 882-9546227
Fax +966 3 882-9547
customer.service@sesco-ge.com
- SE Sweden**
Weidmüller AB
Stockholm, Arenavägen 39,
12177 Johanneshov
P.O. Box 10120
12128 Stockholm-Globen
Phone +46 771 43 00 44
Fax +46 8 7272480
info@weidmuller.se
- SG Singapore**
Weidmüller Pte. Ltd.
629 Aljunied Road, #05-05
Cititech Industrial Building
Singapore 399638
Phone +65 6841 5311
Fax +65 6841 5377
info@weidmuller.com.sg
www.weidmuller.com.sg
- SI Slovenia**
ELEKTROPOJI d.o.o.
Stegne 25
1000 Ljubljana
Phone +38 6 15113810
Fax +38 6 15111604
elektrospoji@siol.net
- SK Slovakia**
Elektris s.r.o.
Racianska 188
SK 83153 Bratislava, Slovakia
Phone +421 2 49200113
Fax +421 2 44680328
weidmueller@computel.sk
- SY Syria**
Hovaguimian Bros.
P.O. Box 5093
Damascus
Syria
Phone +963 11-221 84 05
Fax +96311-224 48 69
Hb.hovag@mail.sy
- TH Thailand**
Pisanu Engineering Co., Ltd
800/2 Asoke Dindaeng Road,
Dindaeng,
Bangkok 10400
Thailand
Phone +66 2 2459113
Fax +66 2 2463214
ecsales@pisanu.co.th
www.pisanu.co.th
- TR Turkey**
Weidmüller Elektronik Ticaret Ltd.Şti.
Kavacik Mah. Mıhrabad Cad. 143/1
34810 Beykoz – Istanbul / Turkey
Phone +90 216 5371070 (Pbx)
Fax +90 216 5371077
info@weidmuller.com.tr
- TW Taiwan**
Fittatek Co., Ltd.
12 F No. 185 Fu-Kuo Road,
Tso Ying Dist,
Kaohsiung, Taiwan
Phone +886 7556-0858
Fax +886 7556-3279
stanley@fittatek.com.tw
- TW Taiwan**
Eucan Enterprise Ltd.
No. 145 He Ping 2nd Rd
Kaohsiung, Taiwan
Phone +886 7 715 6610
Fax +886 7 715 8748
mark@eucan.com.tw
www.eucan.com.tw
- UA Ukraine**
TEKO INTERFACE ooo
ul. Lewanewskogo 6
03058 Kiev
Phone +38 044 401 09 90/91/92
Fax +38 044 401 08 64
weidmueller@tekointerface.com
www.tekointerface.com.ua
- US USA**
W-Interconnections, Inc.
821 Southlake Boulevard,
Richmond, VA 23236
Phone +1 804 7942877
Fax +1 804 3792593
info@weidmuller.com
www.weidmuller.com
- UY Uruguay**
Rewo Uruguay S.A.
AV. Bolivia 2001 Esq Rocafuerte
Carrasco Montevideo
Phone +598 260 4 8439
Fax +598 260 4 8439
clorda@rewouruguay.com.uy
- VE Venezuela**
Somerica C. A.
Edificio Esteban Piso 2
Calle Vargas Bolleita Notre
Caracas 1070 A
Venezuela
Phone +58 212 2352748
Fax +58 212 2385625
kiocmoeller@cantv.net
- VN Vietnam**
New Sky Co., Ltd
206 Nguyen Thai Binh Str.,
Ward 12., Tan Binh Dist.,
Ho Chi Minh City
Vietnam
Phone +848 811 6768
Fax +848 811 7899
newsky-e@hcm.vnn.vn
www.newsky-e.com
- YE Yemen**
Please contact
Weidmüller Middle-East
United Arab Emirates
- ZA South Africa**
Phambili Interface (Pty.) Ltd.
5 Bundo Road
Sebenza Extension
Edenvale 1609
P.O.Box 193
Edenvale 1610
Phone +27 11 452-1930
Fax +27 11 452-6455
alockyer@radinterface.co.za
- DE Other countries**
Weidmüller Interface GmbH & Co. KG
P.O. Box 3030
32720 Detmold
Klingenbergstraße 16
32758 Detmold
Phone +49 5231 14-0
Fax +49 5231 14-20 83
info@weidmueller.com
www.weidmueller.com

DE Group companies

DE Agency abroad

DE Without own Agency

We cannot guarantee that there are no mistakes in the publications or software provided by us to the customer for the purpose of making orders. We try our best to quickly correct errors in our printed media. For this purpose we list corrections, which have been identified after publishing printed media, on our web site at www.weidmueller.com. For convenience we list these corrections against product catalogue number and/or page number. This Internet-database is part of our catalogue.

All orders are based on our general terms of delivery, which can be reviewed on the websites of our group companies where you place your order. On demand we can also send the general terms of delivery to you.

www.weidmueller.com

Argentina	Iran	Singapore
Australia	Ireland	Slovakia
Austria	Israel	Slovenia
Azerbaijan	Italy	South Africa
Bahrain	Japan	South Korea
Belarus	Jordan	Spain
Belgium	Kazakhstan	Sweden
Bosnia-	Kuwait	Switzerland
Herzegovina	Latvia	Syria
Brazil	Lebanon	Taiwan
Bulgaria	Lithuania	Taiwan
Canada	Luxembourg	Thailand
Chile	Macedonia	Turkey
China	Malaysia	UAE
Colombia	Malta	Ukraine
Costa Rica	Mexico	United Kingdom
Croatia	Montenegro	Uruguay
Czech Republic	Netherlands	USA
Denmark	New Zealand	Venezuela
Ecuador	Norway	Vietnam
Egypt	Oman	Yemen
Estonia	Paraguay	
Finland	Peru	
France	Philippines	
Germany	Poland	
Greece	Portugal	
Hong Kong	Qatar	
Hungary	Romania	
Iceland	Russia	
India	Saudi Arabia	
Indonesia	Serbia	

Weidmüller is the leading manufacturer of components for electrical connection technology to transmit energy, signals and data. The Weidmüller product portfolio ranges from terminal blocks, PCB connectors and terminals, protected components, Industrial Ethernet components, I/O components and relay sockets to power supplies and overvoltage protection modules suitable for all applications. Assemble Services, marking solutions with a variety of tools and software systems, round off the range. As an OEM supplier, the company sets global standards in the field of electrical connection technology.

Order number:
5657500000/01/2007/DMMD

