



## | DB(UL) SERIES

UL APPROVED\* NORMALLY CLOSED, HIGH VOLTAGE RELAYS - 10KV, 7.5KV & 5KV



The DB(UL) series is a UL\* approved very high isolation voltages (up to 10kV) are achieved through the use of high vacuum reed switches with either rhodium or tungsten contacts and make these relays suitable for high reliability applications, such as cardiac defibrillators, test equipment and high voltage power supplies.

A choice of 5kV, 7.5kV and 10kV isolation voltages is available.

The rhodium contact relays have low contact resistance, while the tungsten contact relays can switch higher voltages, up to 7000V DC/ AC peak.

PCB or panel mount, via nylon studs, versions are available.

Connection options, for the HV, include PCB, solder turret (wire wrap), flying lead and 0.25" spade terminals.

### Features

- Choice of 10kV, 7.5kV or 5kV Isolation
- Low contact resistance
- PCB or panel mount
- HV connections via flying leads, solder turret (wire wrap), or 1/4" spade terminals
- Excellent AC characteristics

## SPECIFICATIONS

Contact	Units	Condition	10kV		7.5kV		5kV	
<b>Contact Form</b>			N/C (normally closed)					
<b>Contact Material</b>			Rhodium	Tungsten	Rhodium	Tungsten	Rhodium	Tungsten
<b>Isolation Across Contacts</b>	kV	DC or AC peak	10	10	7.5	7.5	5	5
<b>Switching Power Max</b>	W		50	50	50	50	50	50
<b>Switching Voltage Max.</b>	V	DC or AC peak	1000	7000	1000	5000	1000	3500
<b>Switching Current Max.</b>	A	DC or AC peak	3	2	3	2	3	2
<b>Carry Current Max</b>	A	DC or AC peak	4	3	4	3	4	3
<b>Capacitance Across Contacts</b>	pF	coil to screen grounded	<0.2	<0.2	<0.2	<0.2	<0.2	<0.2
<b>Lifetime Operations</b>		dry switching	10 <sup>9</sup>	10 <sup>9</sup>	10 <sup>9</sup>	10 <sup>9</sup>	10 <sup>9</sup>	10 <sup>9</sup>
		50W switching	10 <sup>6</sup>	10 <sup>6</sup>	10 <sup>6</sup>	10 <sup>6</sup>	10 <sup>6</sup>	10 <sup>6</sup>
<b>Contact Resistance</b>	mΩ max (typical)		50 (15)	250 (100)	50 (15)	250 (100)	50 (15)	250 (100)
<b>Insulation Resistance</b>	Ω min (typical)		10 <sup>10</sup>	(10 <sup>13</sup> )	10 <sup>10</sup>	(10 <sup>13</sup> )	10 <sup>10</sup>	(10 <sup>13</sup> )

Coil	Units	Condition	5V	12V	24V
<b>Must Operate Voltage</b>	V	DC	3.7	9	20
<b>Must Release Voltage</b>	V	DC	0.5	1.25	4
<b>Operate Time</b>	ms	diode fitted	2.0	2.0	2.0
<b>Release Time</b>	ms	diode fitted	3.0	3.0	3.0
<b>Resistance</b>	$\Omega$		38	240	925
Note. The operate / release voltage and coil resistance will change at a rate of 0.4% per degree C. Values are stated at room temperature (20 degrees C)					
<b>Relay</b>					
<b>Isolation Contact/Coil</b>	kV	DC or AC peak	17		
<b>Insulation Resistance Contact to all Terminals</b>	$\Omega$ min (typical)		$10^{10}$ ( $10^{13}$ )		
<b>Environmental Conditions</b>					
<b>Operating Temperature Range</b>	$^{\circ}\text{C}$		-20 to +70		

**\*Consult factory for UL ratings**

These products have been UL approved for use as per pollution degree 2 classification. If you require further information as to how this may affect product usage, please contact [c3w\\_sales@sensata.com](mailto:c3w_sales@sensata.com).

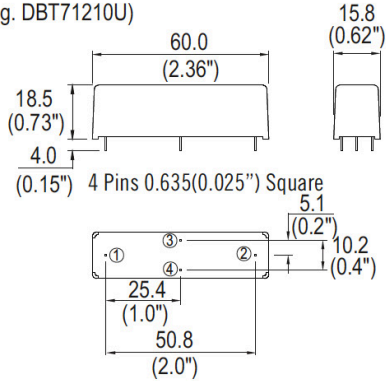


# DIMENSIONS

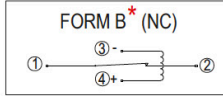
All dimensions are in millimeters.

## STANDARD

(e.g. DBT71210U)



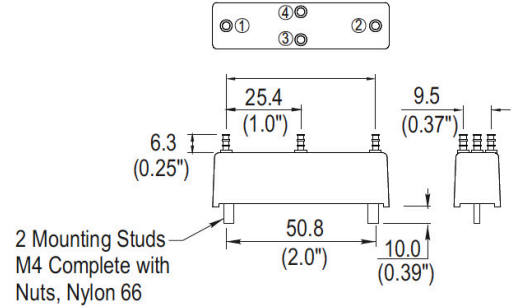
### CIRCUIT DIAGRAMS (ALL VARIANTS)



NOTE: COIL POLARITY IS IMPORTANT

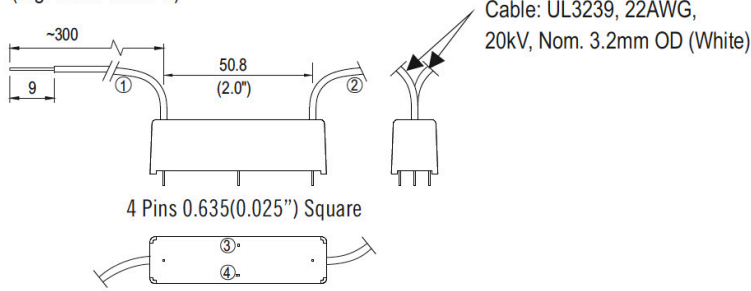
## PANEL MOUNT

(e.g. DBT71210PU)



## FLYING LEAD

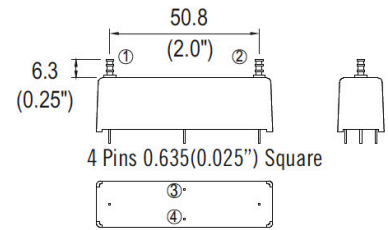
(e.g. DBT71210FU)



NOTE: PINS WHICH ARE NOT NUMBERED HAVE NO ELECTRICAL CONNECTION.

## TURRET (Wire Wrap)

(e.g. DBT71210TU)

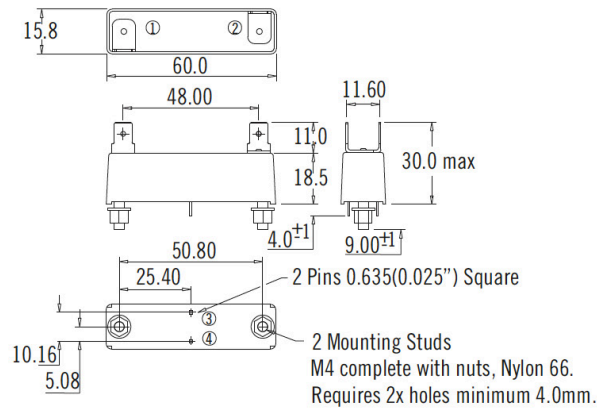


NOTE: PINS WHICH ARE NOT NUMBERED HAVE NO ELECTRICAL CONNECTION.

## SPADE TYPE

(e.g. DBT71210SU)

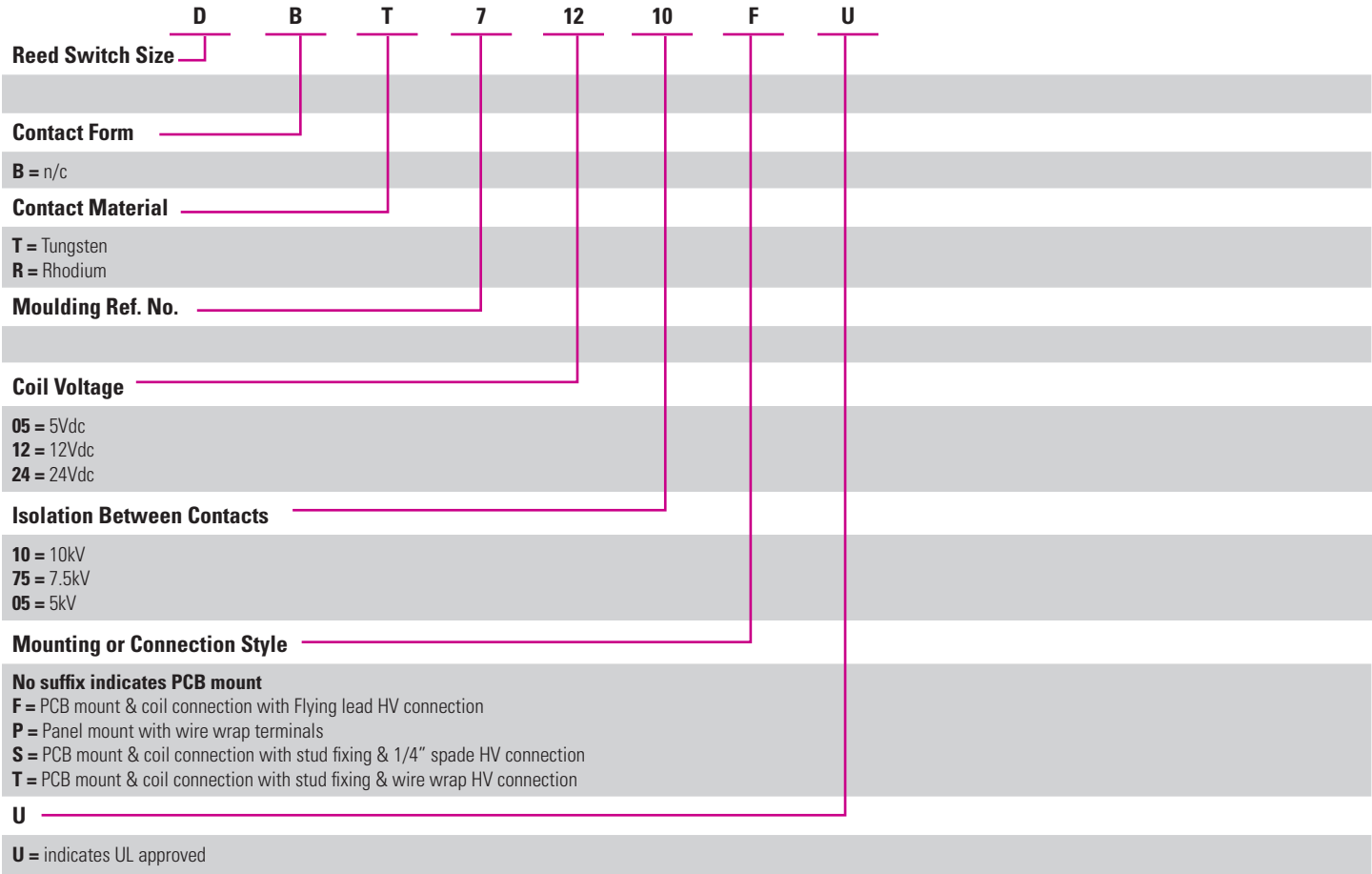
'S' Suffix denotes the 0.250" 'Push On' blade connectors, M4 fixing bolts and Epoxy potting.





# ORDERING OPTIONS

Example : DBT71210FU



Made in the UK

Sensata Technologies, Inc. ("Sensata") data sheets are solely intended to assist designers ("Buyers") who are developing systems that incorporate Sensata products (also referred to herein as "components"). Buyer understands and agrees that Buyer remains responsible for using its independent analysis, evaluation and judgment in designing Buyer's systems and products. Sensata data sheets have been created using standard laboratory conditions and engineering practices. Sensata has not conducted any testing other than that specifically described in the published documentation for a particular data sheet. Sensata may make corrections, enhancements, improvements and other changes to its data sheets or components without notice.

Buyers are authorized to use Sensata data sheets with the Sensata component(s) identified in each particular data sheet. HOWEVER, NO OTHER LICENSE, EXPRESS OR IMPLIED, BY ESTOPPEL OR OTHERWISE TO ANY OTHER SENSATA INTELLECTUAL PROPERTY RIGHT, AND NO LICENSE TO ANY THIRD PARTY TECHNOLOGY OR INTELLECTUAL PROPERTY RIGHT, IS GRANTED HEREIN. SENSATA DATA SHEETS ARE PROVIDED "AS IS". SENSATA MAKES NO WARRANTIES OR REPRESENTATIONS WITH REGARD TO THE DATA SHEETS OR USE OF THE DATA SHEETS, EXPRESS, IMPLIED OR STATUTORY, INCLUDING ACCURACY OR COMPLETENESS. SENSATA DISCLAIMS ANY WARRANTY OF TITLE AND ANY IMPLIED WARRANTIES OF MERCHANTABILITY, FITNESS FOR A PARTICULAR PURPOSE, QUIET ENJOYMENT, QUIET POSSESSION, AND NON-INFRINGEMENT OF ANY THIRD PARTY INTELLECTUAL PROPERTY RIGHTS WITH REGARD TO SENSATA DATA SHEETS OR USE THEREOF.

All products are sold subject to Sensata's terms and conditions of sale supplied at [www.sensata.com](http://www.sensata.com) SENSATA ASSUMES NO LIABILITY FOR APPLICATIONS ASSISTANCE OR THE DESIGN OF BUYERS' PRODUCTS. BUYER ACKNOWLEDGES AND AGREES THAT IT IS SOLELY RESPONSIBLE FOR COMPLIANCE WITH ALL LEGAL, REGULATORY AND SAFETY-RELATED REQUIREMENTS CONCERNING ITS PRODUCTS, AND ANY USE OF SENSATA COMPONENTS IN ITS APPLICATIONS, NOTWITHSTANDING ANY APPLICATIONS-RELATED INFORMATION OR SUPPORT THAT MAY BE PROVIDED BY SENSATA.

Mailing Address: Sensata Technologies, Inc., 529 Pleasant Street, Attleboro, MA 02703, USA.

## CONTACT US

+44 (0)1202 897969  
 c3w\_sales@sensata.com  
 Cynergy3 Components Ltd.  
 7 Cobham Road,  
 Ferndown Industrial Estate,  
 Wimborne, Dorset,  
 BH21 7PE, United Kingdom