

Surface Mount Fuse, 3 x 10.1 mm, Quick-Acting F, 250 VAC, 125 VDC



IEC 60127 · 250 VAC · 125 VDC · Quick-Acting F

See below:

[Approvals and Compliances](#)**Description**

- Directly solderable on printed circuit boards
- Impermeable to potting compound used to achieve hermetic seal for use in intrinsically safe applications according to ATEX and IECEx requirements.

**Unique Selling Proposition**

- High breaking capacity up to 500A
- Low melting I<sup>2</sup>t-values, fast interruption

**Applications**

- Primary protection on SMD PCBs
- Secondary protection on SMD PCBs
- Battery Management System
- Medical Equipment
- Power supplies
- Illumination

**References**Fuse Kit [Fuse Kit UMF 250 / UMK 250](#)**Weblinks**

[pdf data sheet](#), [html datasheet](#), [General Product Information](#), [Distributor-Stock-Check](#), [Detailed request for product](#), [Microsite](#)

**Technical Data**

Rated Voltage	250 VAC, 125 VDC	Soldering Methods	Reflow, Wave <a href="#">Soldering Profile</a>
Rated current	0.5 - 15 A	Solderability	245 °C / 3 sec acc. to IEC 60068-2-58, Test Td
Breaking Capacity	100 A - 500 A	Resistance to Soldering Heat	260 °C / 10 sec acc. to IEC 60068-2-58, Test Td
Characteristic	Quick-Acting F	Moisture Sensitivity Level	MSL 1, J-STD-020
Mounting	PCB, SMT	Case Resistance	>100 MΩ (between leads and body) acc. to EIA/IS-722, Test 4.7
Admissible Ambient Air Temp.	-55 °C to 125 °C	Flammability	min. UL 94V-1 (acc. to EIA/IS-722, Test 4.12)
Climatic Category	55/125/21 acc. to IEC 60068-1	Moisture Resistance Test	MIL-STD-202, Method 106 (acc. to EIA/IS-722, Test 4.4.3)
Material: Housing	Ceramics	Operational Life	1000h @ 0.60 x I <sub>n</sub> @ 70°C (acc. to EIA/IS-722, Test 4.4.1)
Material: Terminals	Copper alloy, tin-plated	Mechanical Shock	MIL-STD-202, Method 213 Condition A
Unit Weight	0.23 g	Resistance to Solvents	MIL-STD-202, Method 215
Storage Conditions	0 °C to 40 °C, max. 70% r.h.		
Product Marking	, Rated current, Rated Voltage, Characteristic, Breaking Capacity		

**Approvals and Compliances**

Detailed information on product approvals, code requirements, usage instructions and detailed test conditions can be looked up in [Details about Approvals](#)

SCHURTER products are designed for use in industrial environments. They have approvals from independent testing bodies according to national and international standards. Products with specific characteristics and requirements such as required in the automotive sector according to IATF 16949, medical technology according to ISO 13485 or in the aerospace industry can be offered exclusively with customer-specific, individual agreements by SCHURTER.

**Approvals**





The approval mark is used by the testing authorities to certify compliance with the safety requirements placed on electronic products.

Approval Reference Type: UMF 250

Approval Logo	Certificates	Certification Body	Description
	<a href="#">VDE Approvals</a>	VDE	VDE Certificate Number: 40027880 & 40048753
	<a href="#">UL Approvals</a>	UL	UR File Number: E41599


## Product standards

Product standards that are referenced

Organization	Design	Standard	Description
	Designed according to	IEC 60127-4/2	Miniature fuses. Part 4. Universal modular fuse-links for through-hole and surface mount types
	Designed according to	IEC 60127-7/1	Miniature fuses - Part 7: Miniature fuse-links for special applications
	Designed according to	UL 248-14	Low voltage fuses - Part 14: Additional fuses
	Designed according to	CSA22.2 No. 248.14	Low-Voltage Fuses - Part 14: Supplemental Fuses








## Application standards

Application standards where the product can be used

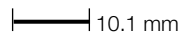
Organization	Design	Standard	Description
	Suitable for applications acc.	IEC/UL 62368-1	Audio/video, information and communication technology equipment - Part 1: Safety requirements

## Compliances

The product complies with following Guide Lines

Identification	Details	Initiator	Description
	<a href="#">CE declaration of conformity</a>	SCHURTER AG	The CE marking declares that the product complies with the applicable requirements laid down in the harmonisation of Community legislation on its affixing in accordance with EU Regulation 765/2008.
	<a href="#">UKCA declaration of conformity</a>	SCHURTER AG	The UKCA marking declares that the product complies with the applicable requirements laid down in the British Amendment of Regulation (EC) 765/2008.
	RoHS	SCHURTER AG	Directive RoHS 2011/65/EU, Amendment (EU) 2015/863
	China RoHS	SCHURTER AG	The law SJ / T 11363-2006 (China RoHS) has been in force since 1 March 2007. It is similar to the EU directive RoHS.
	Halogen Free	SCHURTER AG	SCHURTER strives to offer our customers halogen free products.
	REACH	SCHURTER AG	On 1 June 2007, Regulation (EC) No 1907/2006 on the Registration, Evaluation, Authorization and Restriction of Chemicals 1 (abbreviated as "REACH") entered into force.
		SCHURTER AG	Universal Modular Fuse meets the standard IEC 60127-4

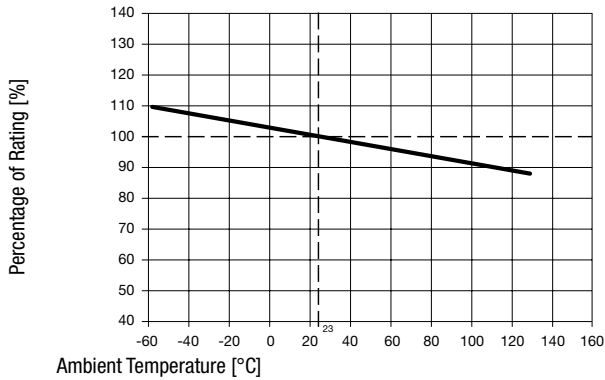
## Dimension [mm]

 10.1 mm



Soldering pads

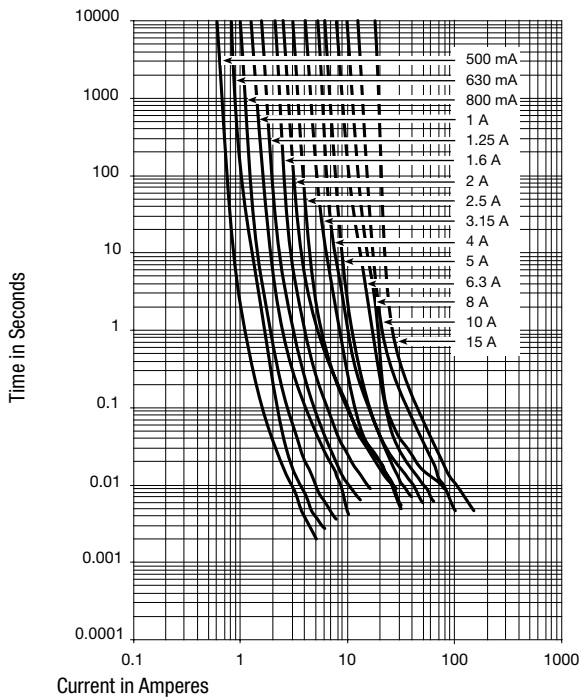
### Derating Curves



### Pre-Arcing Time


Rated Current I <sub>n</sub>	1.0 x I <sub>n</sub> min.	1.25 x I <sub>n</sub> min.	2.0 x I <sub>n</sub> max.	10.0 x I <sub>n</sub> min.	10.0 x I <sub>n</sub> max.
0.5 A - 8 A	-	60 min	120 s	1 ms	10 ms
10 A - 15 A	4 h	-	120 s	1 ms	10 ms

### Time-Current-Curves



### All Variants

Rated Current [A]	Rated Voltage [VAC]	Rated Voltage [VDC]	Breaking Capacity	Voltage Drop 1.0 I <sub>n</sub> max. [mV]	Voltage Drop 1.0 I <sub>n</sub> typ. [mV]	Power Dissipation 1.25 I <sub>n</sub> max [mW]	Melting I <sup>2</sup> t 10.0 I <sub>n</sub> typ. [A <sup>2</sup> s]				Order Number
0.5	250	125	1)	600	430	500	0.042	●	●	●	3405.0163.11
0.5	250	125	1)	600	430	500	0.042	●	●	●	3405.0163.24
0.63	250	125	1)	500	350	500	0.092	●	●	●	3405.0164.11
0.63	250	125	1)	500	350	500	0.092	●	●	●	3405.0164.24
0.8	250	125	1)	400	300	500	0.21	●	●	●	3405.0165.11
0.8	250	125	1)	400	300	500	0.21	●	●	●	3405.0165.24
1	250	125	1)	300	250	500	0.4	●	●	●	3405.0166.11

Rated Current [A]	Rated Voltage [VAC]	Rated Voltage [VDC]	Breaking Capacity	Voltage Drop 1.0 I <sub>n</sub> max. [mV]	Voltage Drop 1.0 I <sub>n</sub> typ. [mV]	Power Dissipation 1.25 I <sub>n</sub> max [mW]	Melting I <sup>2</sup> t 10.0 I <sub>n</sub> typ. [A <sup>2</sup> s]		Order Number
1	250	125	1)	300	250	500	0.4	● ● ●	3405.0166.24
1.25	250	125	2)	300	220	1000	1	● ● ●	3405.0167.11
1.25	250	125	2)	300	220	1000	1	● ● ●	3405.0167.24
1.6	250	125	2)	300	190	1000	2.1	● ● ●	3405.0168.11
1.6	250	125	2)	300	190	1000	2.1	● ● ●	3405.0168.24
2	250	125	2)	300	200	1000	3.26	● ● ●	3405.0169.11
2	250	125	2)	300	200	1000	3.26	● ● ●	3405.0169.24
2.5	250	125	2)	300	160	1200	4.8	● ● ●	3405.0170.11
2.5	250	125	2)	300	160	1200	4.8	● ● ●	3405.0170.24
3.15	250	125	2)	300	100	1500	5.17	● ● ●	3405.0171.11
3.15	250	125	2)	300	100	1500	5.17	● ● ●	3405.0171.24
4	250	125	2)	300	100	2000	9.4	● ● ●	3405.0172.11
4	250	125	2)	300	100	2000	9.4	● ● ●	3405.0172.24
5	250	125	2)	300	110	2500	13.57	● ● ●	3405.0173.11
5	250	125	2)	300	110	2500	13.57	● ● ●	3405.0173.24
6.3	250	125	2)	300	80	3000	23.85	● ● ●	3405.0174.11
6.3	250	125	2)	300	80	3000	23.85	● ● ●	3405.0174.24
8	250	125	2)	220	80	3000	52.58	● ● ●	3405.0175.11
8	250	125	2)	220	80	3000	52.58	● ● ●	3405.0175.24
10	250	125	2)	220	150	4000	45.8	● ● ●	3405.0176.11
10	250	125	2)	220	150	4000	45.8	● ● ●	3405.0176.24
15	125	125	3)	150	100	4000	100	● ● ●	3405.0178.11
15	125	125	3)	150	100	4000	100	● ● ●	3405.0178.24

Availability for all products can be searched real-time: <https://www.schurter.com/en/Stock-Check/Stock-Check-SCHURTER>

- 1) IEC: 100 A @ 250 VAC / 100 A @ 125 VDC, resistive
- 1) UL: 200 A @ 250 VAC, p.f. ≥ 0.99 / 200 A @ 125 VDC, resistive
- 2) IEC: 100 A @ 250 VAC / 100 A @ 125 VDC, resistive
- 2) UL: 100 A @ 250 VAC, p.f. ≥ 0.99 / 100 A @ 125 VDC, resistive
- 3) UL: 150 A @ 125 VAC, p.f. ≥ 0.99 / 500 A @ 125 VDC, tau < 0.1ms

<b>Packaging Unit</b>	.xx = .11	100 pcs in ESD-plastic bag
acc. IEC 60286-3 Type 2a	.xx = .24	2000 pcs. in tape [W: 24mm and P1: 8mm] on reel [A: 33cm]