



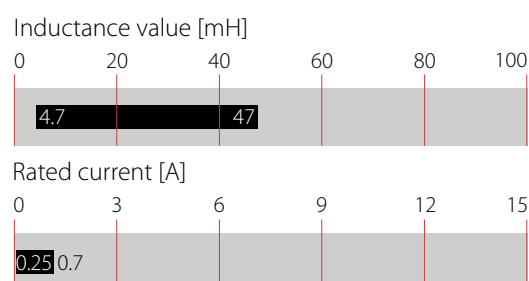
Current-compensated Chokes



- Rated currents from 0.25 to 0.7 A
- DC to 400 Hz frequency
- 100 kHz to 3 MHz common-mode resonance frequency
- Dual-choke configurations
- Multiple PCB-mounting options



Performance indicators



Technical Specifications

Rated operating voltage	250 VAC
Operating frequency	DC to 400 Hz
Rated currents	0.25 to 0.7 A @ rated ambient temperature
Rated inductance	4.7 to 47 mH
Stray inductance	Typically 1% of L_N
Inductance reduction (DC bias with IN)	Less than 10% (25°C)
High potential test voltage winding-to-winding @ 25°C	1500 VAC, 60 sec, guaranteed 1500 VAC, 2 sec, factory test
Winding-to-housing @ 25°C	4000 VAC, 60 sec, guaranteed
Surge current @ 10 msec	$20 \times I_N$ @ 25°C
Temperature range (operation and storage)	-40°C to 125°C (40/125/56) acc. IEC 60068-1
Flammability corresponding to	UL 94V-0
Design corresponding to	IEC/EN 60938-2
MTBF @ Rated amb. Temp./Voltage (Mil-HB-217F)	> 5,000,000 hours

Approvals & Compliances



RC chokes are attenuating common-mode or asymmetric (P/N → E) interference signals, by being connected in series with the phase and neutral lines of an AC powerline input. Symmetrical components of the noise are also attenuated by the leakage inductance (stray inductance) of the windings. These chokes are typically used in conjunction with suppression capacitors.

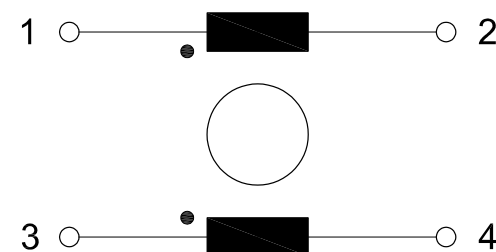
Features and Benefits

- High saturation resistance and excellent thermal behavior
- Through hole pin connections
- Dual-choke configuration
- Small compact design
- Multiple housing options
- Custom-specific versions are available on request
- Environmental friendly open design

Typical Applications

- Switch-mode power applications
- DC/DC converters
- HVAC, typically in EMI input filter for ventilation
- LED driver circuit
- For suppression-equipment with no earth connection, e.g. medical
- Phase-angle control circuits in combination with saturating chokes
- Consumer electronics, EDP, test equipment, electronic ballasts in lamps etc.
- Applicable for low frequency signaling effective from 10kHz to 30MHz

Typical electrical schematic



Choke Selection Table

Choke	Buy	Current (I _N) [A]	@ Ambient Temperature* [°C]	Inductance (L _N) [mH]	Stray Inductance (L _s) [mH]	Resistance (R _{DC}) [mOhm]	Pin 1-2** (Pin 3-4) [mm]	Pin 1-3 [mm]	Height [mm]	Weight (g)
RC112-0.25-47M		0.25	40	47.0	0.6	2400	10	15	8	3
RC112-0.3-30M		0.3	40	30.0	0.5	2200	10	15	8	3
RC112-0.35-22M		0.35	40	22.0	0.4	1900	10	15	8	3
RC112-0.4-15M		0.4	40	15.0	0.25	1350	10	15	8	3
RC112-0.5-10M		0.5	40	10.0	0.17	1000	10	15	8	3
RC112-0.6-6M8		0.6	40	6.8	0.12	630	10	15	8	3
RC112-0.7-4M7		0.7	40	4.7	0.075	440	10	15	8	3
RC212-0.25-47M		0.25	40	47.0	0.6	2400	5.08 (2.54)	12.7	17.6	3
RC212-0.3-30M		0.3	40	30.0	0.5	2200	5.08 (2.54)	12.7	17.6	3
RC212-0.35-22M		0.35	40	22.0	0.4	1900	5.08 (2.54)	12.7	17.6	3
RC212-0.4-15M		0.4	40	15.0	0.25	1350	5.08 (2.54)	12.7	17.6	3
RC212-0.5-10M		0.5	40	10.0	0.17	1000	5.08 (2.54)	12.7	17.6	3
RC212-0.6-6M8		0.6	40	6.8	0.12	630	5.08 (2.54)	12.7	17.6	3
RC212-0.7-4M7		0.7	40	4.7	0.075	440	5.08 (2.54)	12.7	17.6	3

Test conditions: Measuring frequency: 10 kHz; 50 mV; Inductance tolerance: +50%, -30%; Resistance tolerance: ±15% @ 25°C; Electrical characteristics @ 25°C: ±2°C

* Rated ambient temperature according to approval. For other ambient temperatures, please make use of the derating graph below

** Values in brackets show the pin-out distance between pin 3 and 4. Symmetrical pin-out on request

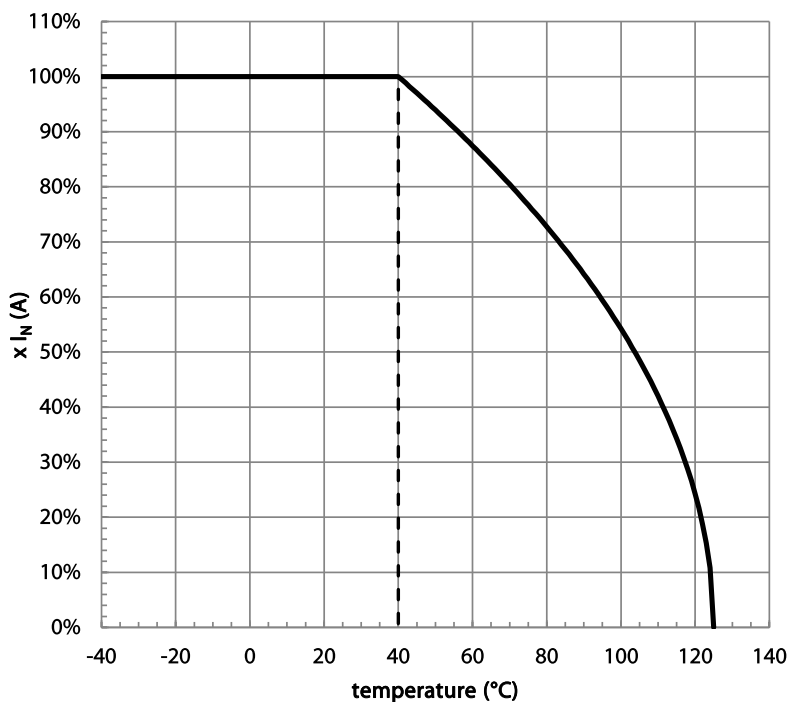
Product selector

RC **XXY-II-LML**

- Rated Inductivity L_N (mH)
- Rated Current I_N (A)
- Size 12
- Orientation (1 = horizontal; 2 = vertical)
- Familyname

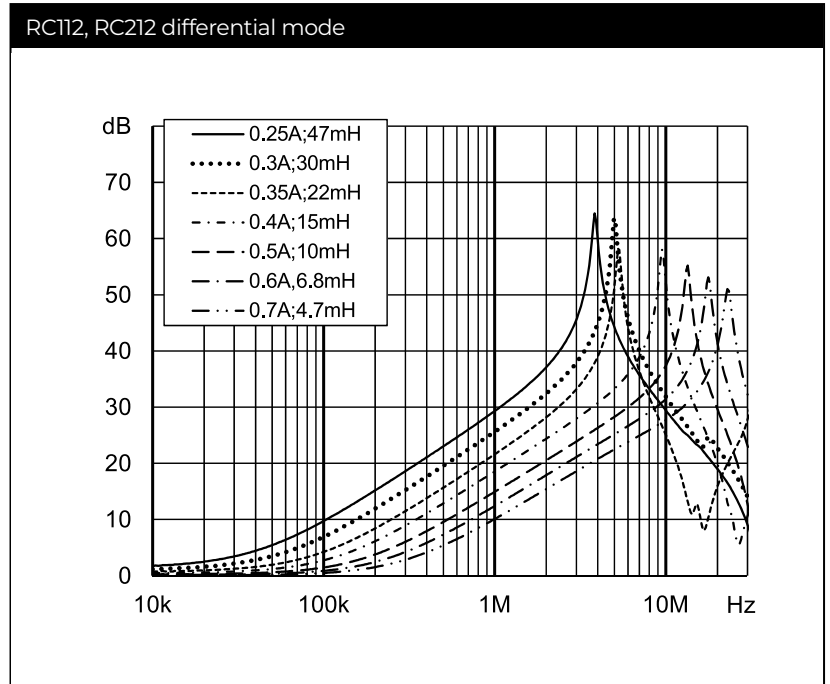
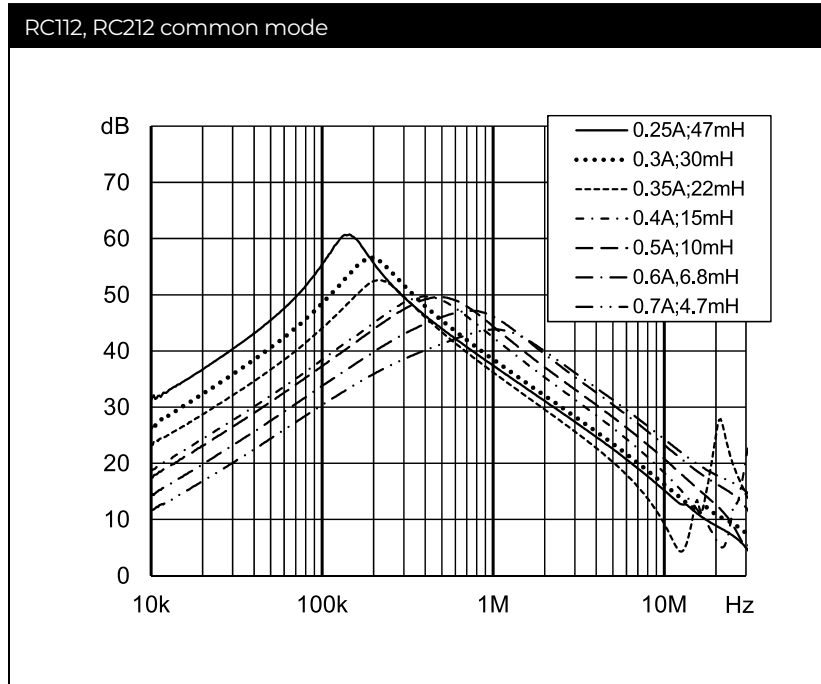
Thermal Derating

If higher ambient temperatures than the specified apply, the nominal current needs to be reduced according to the graph below.

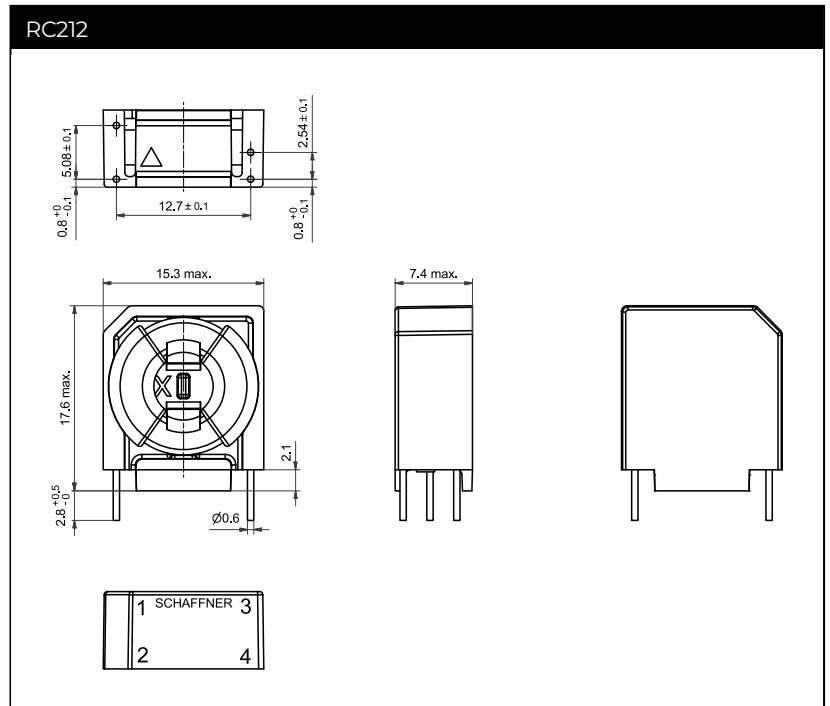
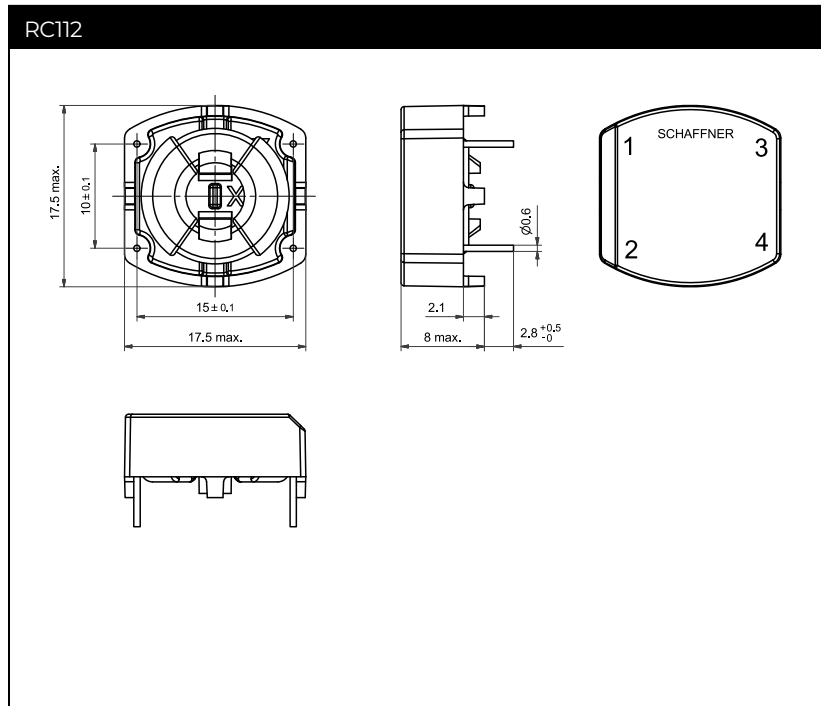


Typical Attenuation/Resonance Frequency Characteristics

Per CISPR 17; 50 Ω/50 Ω



Mechanical Data



For dimensions [mm] without tolerances: ISO 2768-m/ EN 22768-m applies

Pin material: Steel (base), Cu (under plating), Sn (final plating 6µm)

Headquarters, Global Innovation and Development

Switzerland

Schaffner Holding AG

Industrie Nord
Nordstrasse 11e
4542
Luterbach
+41 32 681 66 26
info@schaffner.com

Sales and Application Centers

China

Schaffner EMC Ltd. Shanghai

T20-3 C, No 565 Chuangye Road, Pudong district
201201
Shanghai
+86 2138139500
cschina@schaffner.com

Finland

Schaffner Oy

Sauvonrinne 19 H
8500
Lohja
+358 50 468 7284
finlandsales@schaffner.com

France

Schaffner EMC S.A.S.

16-20 Rue Louis Rameau
95875
Bezons
+33 1 34 34 30 60
francesales@schaffner.com

Germany

Schaffner Deutschland GmbH

Schoemperlenstrasse 12B
76185
Karlsruhe
+49 721 56910
germanysales@schaffner.com

India

Schaffner India Pvt. Ltd

Regus World Trade Centre
WTC, 22nd Floor Unit No 2238, Brigade Gateway Campus, 26/1, Dr. Rajkumar Road Malleshwaram (W)
560055
Bangalore
+91 8067935355
indiasales@schaffner.com

Italy

Schaffner EMC S.r.l.

Via Ticino, 30
20900
Monza (MB)
+39 039 21 41 070
italysales@schaffner.com

Japan

Schaffner EMC K.K.

ISM Sangenjaya 7F
1-32-12 Kamiyama, Setagaya-ku
154-0011
Tokyo
+81 3 5712 3650
japansales@schaffner.com

Singapore

Schaffner EMC Pte Ltd.

Blk 3015A Ubi Road 1, #05-09, Kampong Ubi Industrial Estate
408705
Singapore
+65 63773283
singaporesales@schaffner.com

Spain

Schaffner EMC España

Calle Caléndula 93, Miniparc III, Edificio E El Soto de Moraleja, Alcobendas
28109
Madrid
+34 917 912 900
spainsales@schaffner.com

Sweden

Schaffner EMC AB

Östermalmstrorg 1
114 42
Stockholm
+46 8 5050 2425
swedensales@schaffner.com

Switzerland

Schaffner EMV AG

Industrie Nord
Nordstrasse 11e
4542
Luterbach
+41 32 681 66 26
switzerlandsales@schaffner.com

Taiwan

Schaffner EMV Ltd.

U-Town
20 Floor-2, No 97, Section 1, XinTai 5th Road, XiZhi District
22175
New Taipei City
+886 226975500
taiwansales@schaffner.com

Thailand

Schaffner EMC Co. Ltd.

Sathorn Square Tower
Room 3780, 37FL, 98 North-Sathorn Rd, Silom, Bangrak
10500
Bangkok
+66 621056397
thailandsales@schaffner.com

United Kingdom

Schaffner Ltd.

1, Oakmede Place
Terrace Road
RG42 4JF
Binfield
+44 118 9770070
uksales@schaffner.com

United States

Schaffner EMC Inc.

52 Mayfield Avenue
Edison, New Jersey
+1 732 225 9533
usasales@schaffner.com

To find your local partner within Schaffner's global network schaffner.com

© 2022 Schaffner Group

The content of this document has been carefully checked and understood. However, neither Schaffner nor its subsidiaries assume any liability whatsoever for any errors or inaccuracies of this document and the consequences thereof. Published specifications are subject to change without notice. Product suitability for any area of application must ultimately be determined by the customer. In all cases, products must never be operated outside their published specifications. Schaffner does not guarantee the availability of all published products. This disclaimer shall be governed by substantive Swiss law and resulting disputes shall be settled by the courts at the place of business of Schaffner Holding AG. Latest publications and a complete disclaimer can be downloaded from the Schaffner website. All trademarks recognized.