

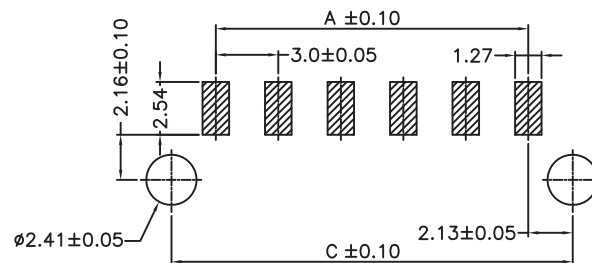
1

2

3

4

5



PCB LAYOUT - COMPONENT VIEW

## TECHNICAL CHARACTERISTICS

## MATERIAL

INSULATOR: LCP  
 FLAMABILITY RATING: UL94-V0  
 COLOR: BLACK  
 CONTACT MATERIAL: COPPER ALLOY  
 CONTACT TYPE: STAMPED  
 CONTACT PLATING: TIN  
 QUALITY CLASS: 25 MATING CYCLES  
 PITCH: 3.00MM

## ENVIRONMENTAL

OPERATING TEMPERATURE: -40 UP TO 105 °C  
 COMPLIANCE: LEAD FREE AND ROHS

## ELECTRICAL

CURRENT RATING: 5A  
 WORKING VOLTAGE: 250 VAC  
 INSULATOR RESISTANCE: >1000 MOHM  
 DIELECTRIC WITHSTANDING VOLTAGE: 1500 VAC/MN  
 CONTACT RESISTANCE: 10 mOHM MAX

## STANDARD

 CERTIFIED: E323964

## SOLDERING

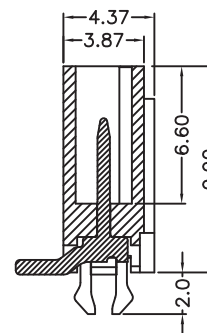
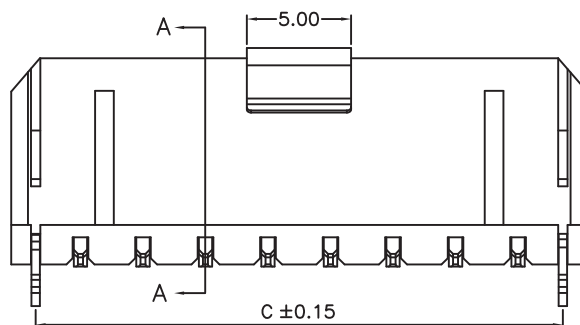
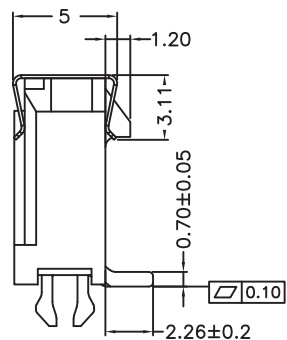
JEDEC LEAD FREE REFLOW SOLDERING PROCESS

## PACKAGING

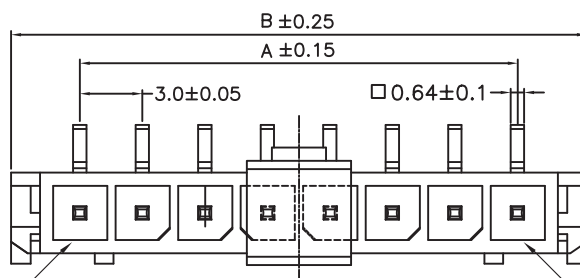
TAPE AND REEL WITH CAP

## DIMENSION

A = 3.00 x (NB. PIN -1)  
 B = 3.00 x (NB. PIN +1) +0.65  
 C = (3.00 x NB. PIN) +1.3



A-A

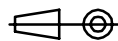


LAST CKT.

CKT.#1

RoHS Compliant

PROJECTION:



GENERAL TOLERANCE

.X = +/- 0.2

.XX = +/- 0.15



APPROVAL: BBu

UNIT: MM

SCALE:

SHEET: 1/3

DRAW: AK

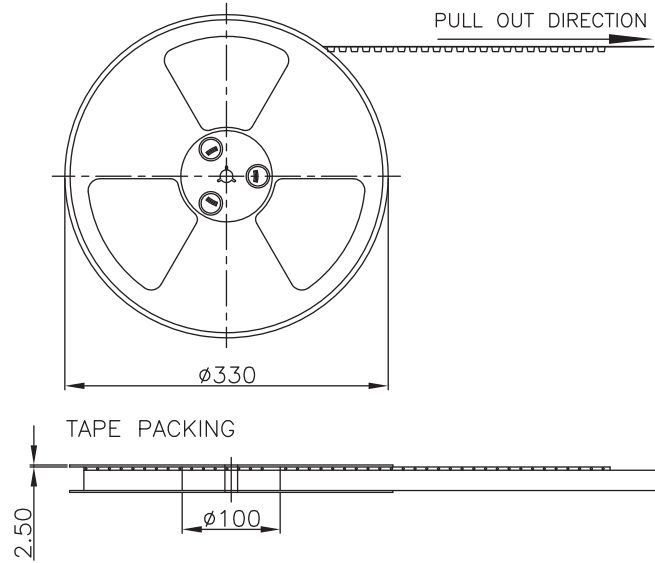
DESCRIPTION: 3.00 MM SMT SINGLE ROW MALE VERTICAL HEADER WITH THROUGH HOLE RETENTION CLIPS

WERI PART NO: 662 3xx 135 922

SIZE

A4

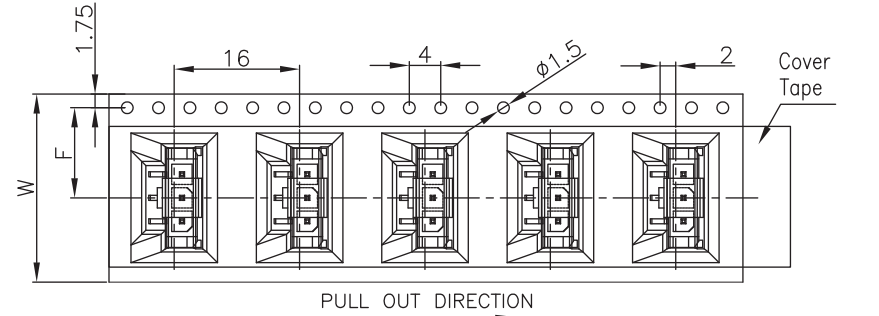
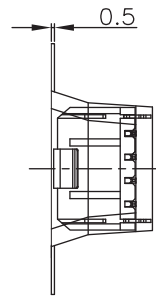
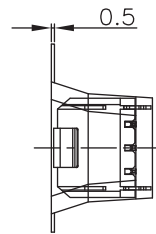
F			
E			
D			
C			
B			
A	16-JUL-15	PDF	AK
REV	DATE	FILE	BY



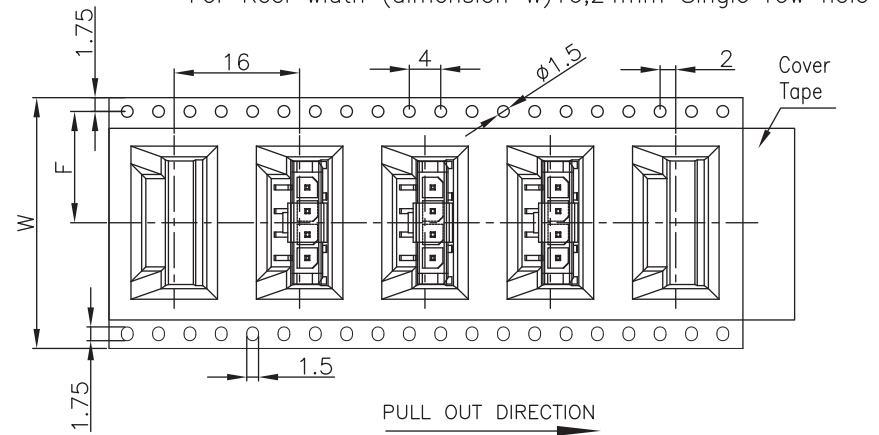
Pin No	W	F	PCS/R	R/CTN	Q'TY
02-03	24	11.5	250	9	2250
04	32	14.2	250	7	1750
05-08	44	20.2	250	5	1250
09-12	56	26.2	250	4	1000

Note:

- All dimensions meet EIA-481-3 requirements.
- Material: White Conductive Polystyrene Alloy  
100% recyclable.
- Thickness:  $0.50 \pm 0.05$ mm
- Carton Size: 350\*350\*296(mm)



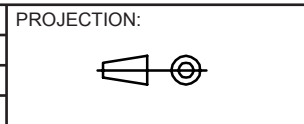
For Reel width (dimension W) 16,24mm Single row hole



For Reel width (dimension W) 32,44,56,72mm Double rows hole

RoHS Compliant

F				
E				
D				
C				
B				
A				
REV	DATE	FILE	BY	



APPROVAL: BBu

GENERAL TOLERANCE  
.X =  $\pm 0.2$   
.XX =  $\pm 0.15$

UNIT: MM  
SCALE:  
SHEET: 2/3  
DRAW: AK



DESCRIPTION: 3.00 MM SMT SINGLE ROW MALE VERTICAL HEADER WITH THROUGH HOLE RETENTION CLIPS  
WERI PART NO: 662 3xx 135 922

SIZE  
**A4**

1

2

3

4

5

## Cautions and Warnings:

This electronic component is designed and developed with the intention for use in general electronics equipments.

Before incorporating the components into any equipments in the field such as aerospace, aviation, nuclear control, submarine, transportation, (automotive control, train control, ship control), transportation signal, disaster prevention, medical, public information network etc. where higher safety and reliability are especially required or if there is possibility of direct damage or injury to human body, Würth Elektronik must be asked for a written approval.

In addition, even electronic component in general electronic equipments, when used in electrical circuits that require high safety, reliability functions or performance, the sufficient reliability evaluation-check for the safety must be performed before by the user before usage.

A

B

C

RoHS Compliant

G				PROJECTION: 	GENERAL TOLERANCE .X = +/- 0.2 .XX = +/- 0.15		
F							
E							
D							
C				APPROVAL: JC	UNIT: MM	DESCRIPTION: DISCLAIMER	SIZE <b>A4</b>
B					SCALE:		
A	10-SEP-14	PDF	QL		SHEET: 3/3	WERI PART NO: DISCLAIMER	
REV	DATE	FILE	BY		DRAW: QL		

D