


Analog MEMS microphone expansion board based on MP23ABS1 for STM32 Nucleo



Features

- 3 on-board **MP23ABS1** analog MEMS microphones
- 5 slots to plug analog microphone coupon boards (e.g., **STEVAL-MIC004V1**)
- Synchronized acquisition and streaming of up to 4 microphones
- Amplification stage based on TSV91x wide bandwidth operational amplifiers
- On-board external ADC
- Direct acquisition of a single microphone exploiting STM32 embedded ADC
- Up to 192 KHz sampling frequency
- Free comprehensive development firmware library and audio capture plus USB streaming sample application compatible with **STM32Cube**
- Compatible with **STM32 Nucleo** boards
- Equipped with ST morpho connectors (top and bottom) and Arduino UNO R3 connectors (top) to allow stacking of multiple boards
- RoHS and WEEE compliant

Description

The **X-NUCLEO-AMICAM1** expansion board allows synchronized acquisition and streaming of up to 4 microphones at a maximum sampling rate of 192 KHz.

It represents a quick and easy solution to develop microphone-based applications and start implementing audio algorithms.

The expansion board is designed around the **MP23ABS1** analog MEMS microphone and is compatible with the ST morpho connector layout and with analog microphone coupon boards (e.g., **STEVAL-MIC004V1**).

The **X-NUCLEO-AMICAM1** embeds three **MP23ABS1** microphones: two connected to an external ADC and one directly routed to the STM32 embedded ADC.

The analog amplification stage is achieved thanks to ST TSV91x wide bandwidth operational amplifiers.

Product summary	
Analog MEMS microphone expansion board based on MP23ABS1 for STM32 Nucleo	X-NUCLEO-AMICAM1
Microphone coupon board based on MP23ABS1 analog MEMS microphone	STEVAL-MIC004V1
High performance MEMS audio sensor single ended analog bottom-port microphone	MP23ABS1
Application	Sensing

1 Schematic diagrams

Figure 1. X-NUCLEO-AMICAM1 circuit schematic - connectors

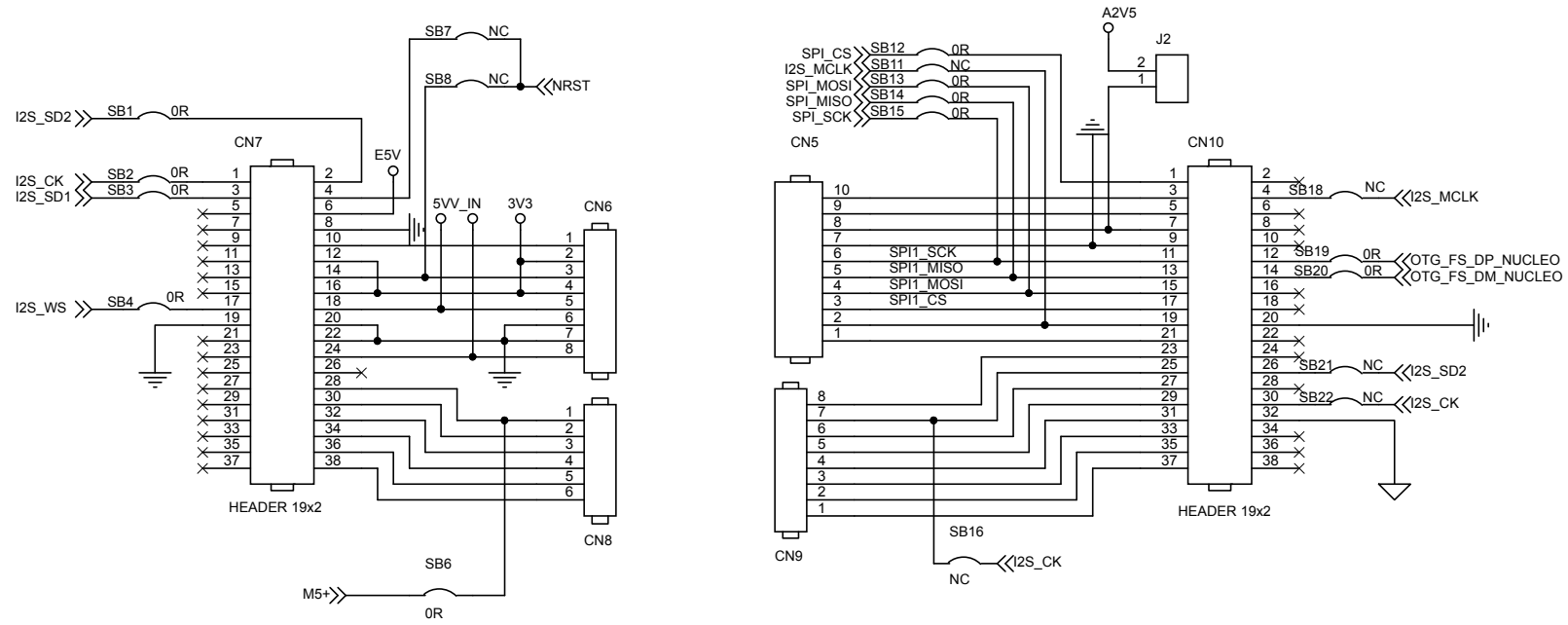


Figure 2. X-NUCLEO-AMICAM1 circuit schematic - USB, power, external ADC

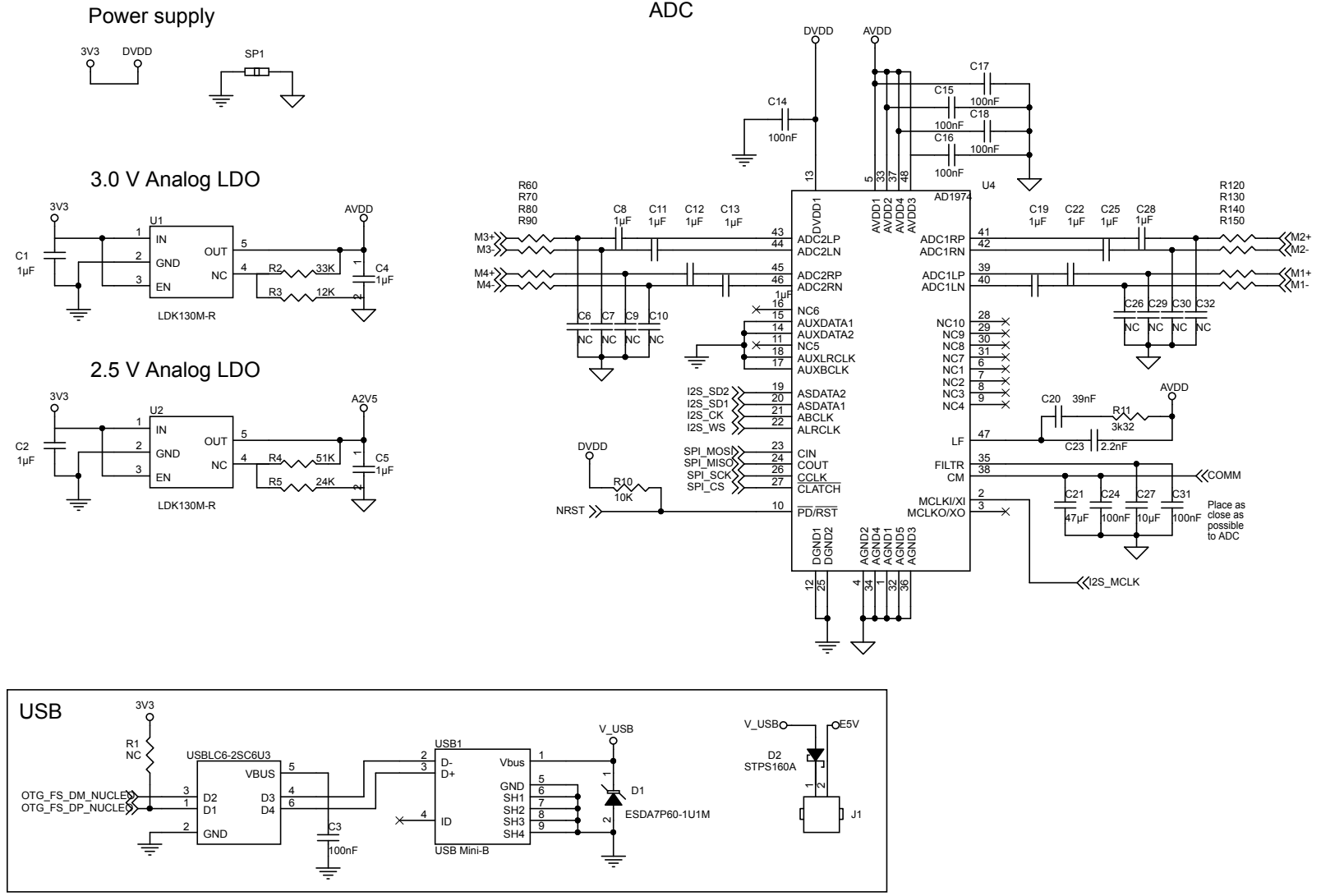


Figure 3. X-NUCLEO-AMICAM1 circuit schematic - microphones to external ADC

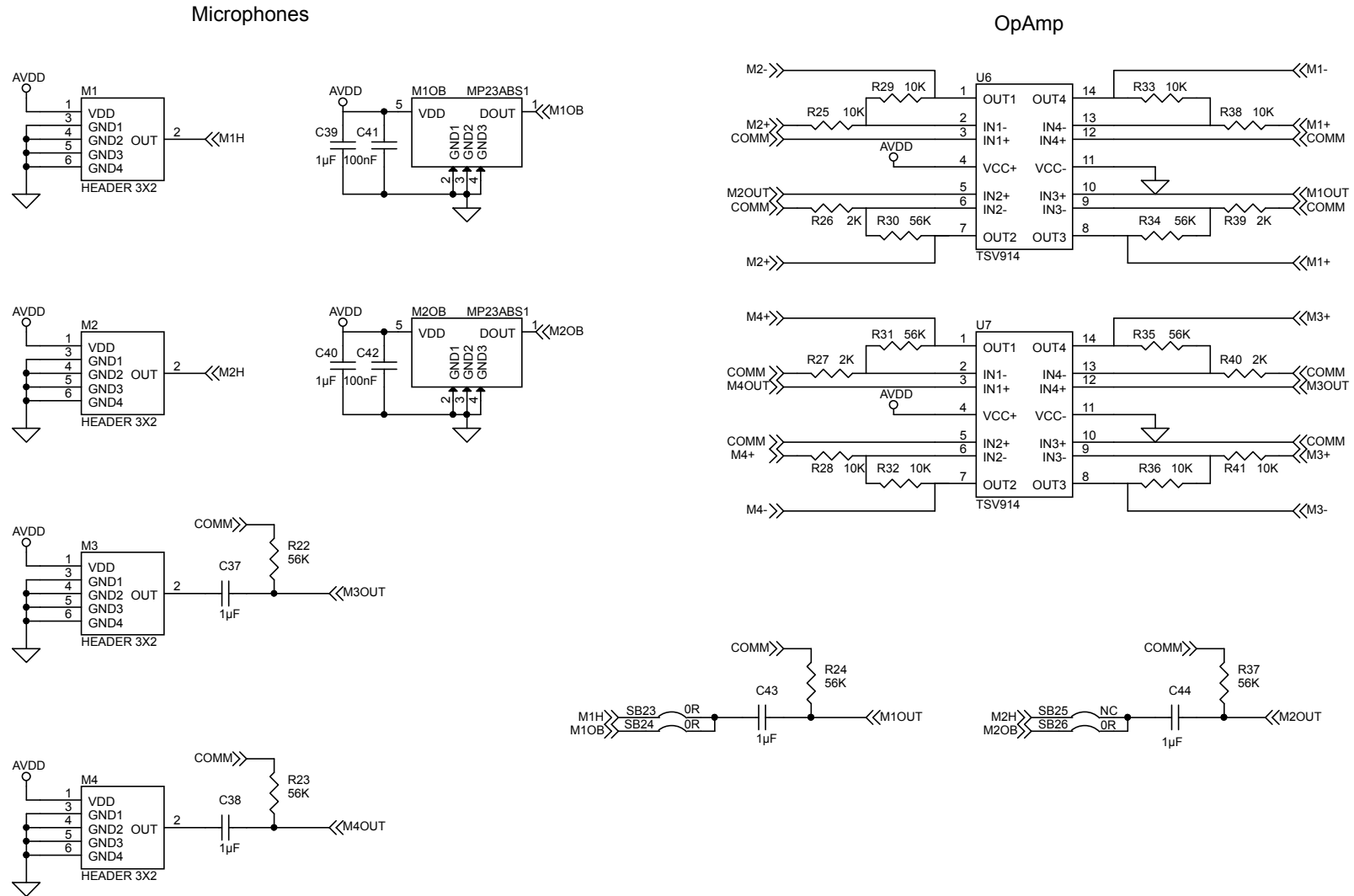
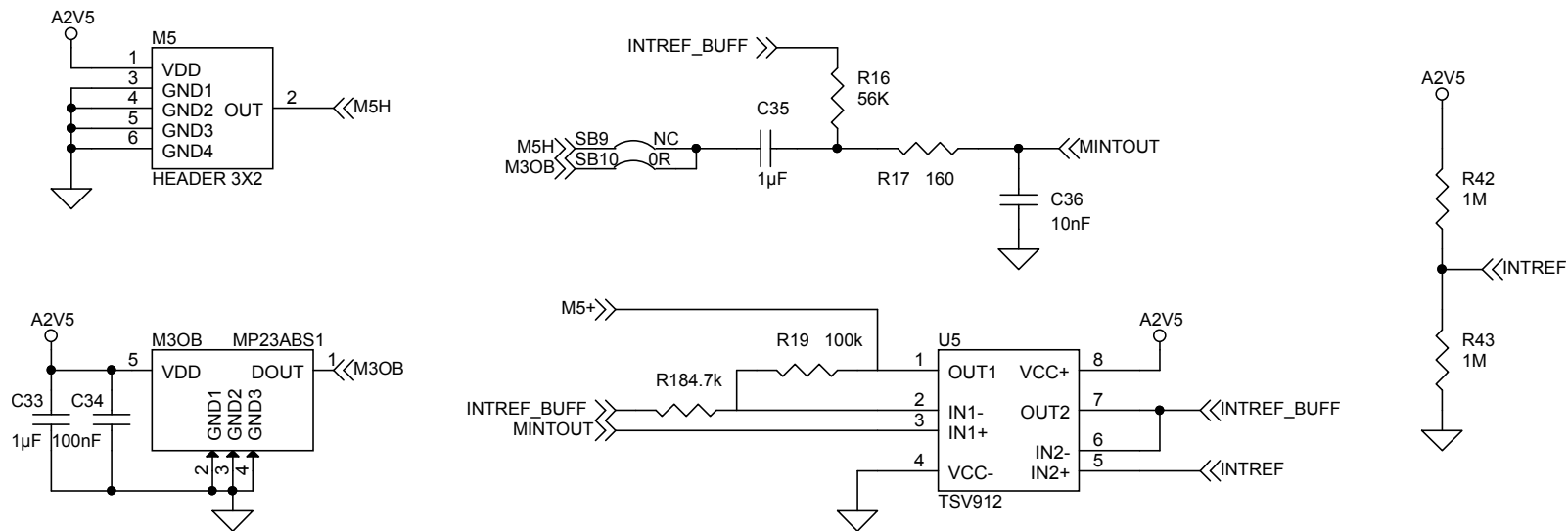


Figure 4. X-NUCLEO-AMICAM1 circuit schematic - microphones to internal ADC

HP Filter --> $f_c = 2.8\text{Hz}$
LP Filter --> $f_c = 99.4\text{KHz}$



Revision history

Table 1. Document revision history

Date	Version	Changes
09-Dec-2019	1	Initial release.

IMPORTANT NOTICE – PLEASE READ CAREFULLY

STMicroelectronics NV and its subsidiaries (“ST”) reserve the right to make changes, corrections, enhancements, modifications, and improvements to ST products and/or to this document at any time without notice. Purchasers should obtain the latest relevant information on ST products before placing orders. ST products are sold pursuant to ST’s terms and conditions of sale in place at the time of order acknowledgement.

Purchasers are solely responsible for the choice, selection, and use of ST products and ST assumes no liability for application assistance or the design of Purchasers’ products.

No license, express or implied, to any intellectual property right is granted by ST herein.

Resale of ST products with provisions different from the information set forth herein shall void any warranty granted by ST for such product.

ST and the ST logo are trademarks of ST. For additional information about ST trademarks, please refer to www.st.com/trademarks. All other product or service names are the property of their respective owners.

Information in this document supersedes and replaces information previously supplied in any prior versions of this document.

© 2019 STMicroelectronics – All rights reserved