

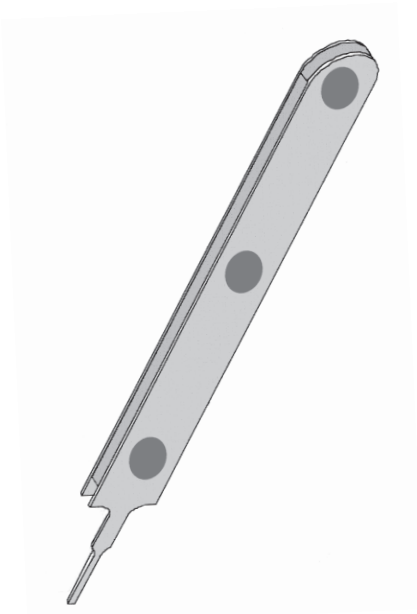
1

2

3

4

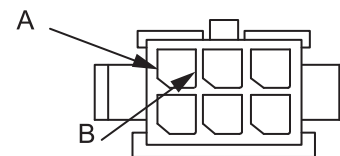
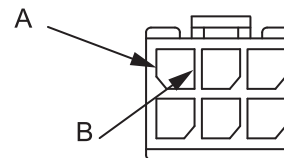
5



OPERATION

- 1 - INSERT THE TIP OF THE TOOL DOWN SIDE "A" OR "B", ON THE MATING END OF THE PLUG OR RECEPTACLE , TO THE STOP.
- 2 - ROTATE TOOL CLOCKWISE THEN COUNTER-CLOCKWISE APPROXIMATELY 25° TO 30° IN EACH DIRECTION, ONCE OR TWICE.
- 3 - REPEAT STEPS 1 AND 2 ON OPPOSITE SIDE OF TERMINAL.
- 4 - PULL ON THE WIRE AND REMOVE THE TERMINAL FROM THE HOUSING.

NOTE: WHEN A TERMINAL IS REMOVED IN THIS MANNER THE LOCKING TANGS ARE DAMAGED AND THE TERMINAL IS NOT REUSABLE.



RoHS Compliant

G				PROJECTION: 	GENERAL TOLERANCE .X = +/- 0.2 .XX = +/- 0.15		DESCRIPTION: MPC3 EXTRACTION TOOLING	SIZE A4
F								
E								
D								
C				APPROVAL: RJ	UNIT: MM	WERI PART NO: 600662		
B	10-NOV-10	PART NUMBER	GG		SCALE:			
A	10-APR-07	PDF	JP		SHEET: 2/2			
REV	DATE	FILE	BY		DRAW: PEARL			