

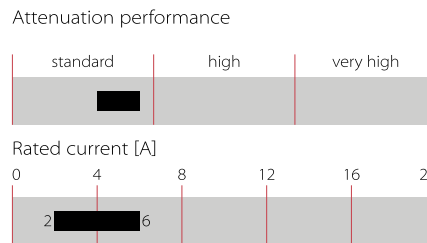
Versatile Filtered Power Entry Module



- Rated currents up to 6 A
- Single or dual-fuse holder
- Fuses Ø6.3 x 32 mm or Ø5 x 20 mm
- Voltage selector 100/120/230/240 V
- General purpose application
- Optional medical versions (B type)



Performance indicators



Technical specifications

Maximum continuous operating voltage	250 V, 50/60 Hz
Operating frequency	DC to 400 Hz
Rated currents	2 to 6 A @ 40°C max.
High potential test voltage	P → PE 2000 VAC for 2 sec (standard types) P → N 760 VAC for 2 sec P → PE 2500 VAC for 2 sec (B types)
Protection category	IP 40 according to IEC 60529
Temperature range (operation and storage)	-25°C to +85°C (25/85/21)
Design corresponding to	UL 1283, CSA 22.2 No. 8 1986, IEC/EN 60939
Flammability corresponding to	UL 94 V-2 or better
MTBF @ 40°C/230 V (Mil-HB-217F)	550,000 hours
Voltage selector description	VOL-SE 4SP-4
Function	Series/parallel
Voltage marking	
1st	100
2nd	120
3rd	230
4th	240
Closed internal contact corresponding to	
1st	a, c, e
3st	a, d
4st	b, d
2st	b, c, e

* Other selected voltage marking on request.

Approvals & Compliances



The FN 370 power entry module combines an IEC inlet, a mains filter with a single or dual-fuse holder and a voltage selector. Choosing FN 370 product line brings you the rapid availability of a standard filter associated with the necessary safety acceptances. Standard IEC connector filters are a practical solution helping you to pass EMI system approval in a short time. A wide selection on amperage ratings, fuse options, mounting possibilities and filters for medical applications are designed to offer you the desired solution.

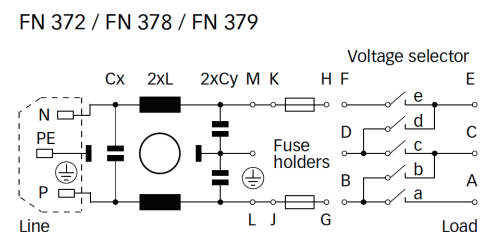
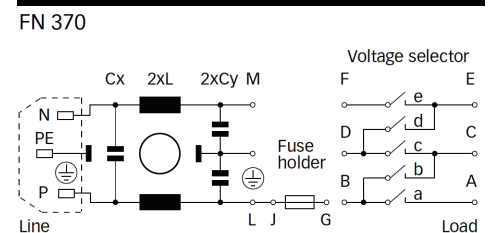
Features and benefits

- Good conducted attenuation performance, based on chokes with high saturation resistance and excellent thermal behavior
- Rear/front or snap-in mounting
- Single or dual-fuse holder
- USA Ø6.3 x 32 mm or EU Ø5 x 20 mm fuses
- Two attenuation performance ranges
- Voltage selector 100/120/230/240 V
- Custom-specific versions are available on request

Typical applications

- Portable electrical and electronic equipment
- Consumer goods
- EDP and office equipment
- Single-phase power supplies, switch-mode power supplies
- Test and measurement equipment
- Medical equipment

Typical electrical schematic



Filter selection table

Filter*	Rated current @ 40°C (25°C) [A]	Leakage current** @ 230 VAC/50 Hz [µA]	Inductance L [mH]	Capacitance		Resistance R [kΩ]	Output connections	Fuses*** [Qty]	Weight [g]
				Cx [nF]	Cy [nF]				
FN 370-2-2 z	2 (2.4)	373	0.70	47	2.2		13	1	55
FN 370-4-2 z	4 (4.8)	373	0.30	47	2.2		13	1	55
FN 370-6-2 z	6 (7.2)	373	0.18	47	2.2		13	1	55
FN 372-2-2 z	2 (2.4)	373	0.70	47	2.2		13	2	55
FN 372-4-2 z	4 (4.8)	373	0.30	47	2.2		13	2	55
FN 372-6-2 z	6 (7.2)	373	0.18	47	2.2		13	2	55
FN 378-2-2 z	2 (2.4)	373	0.70	47	2.2		13	2	60
FN 378-4-2 z	4 (4.8)	373	0.30	47	2.2		13	2	60
FN 378-6-2 z	6 (7.2)	373	0.18	47	2.2		13	2	60
FN 379-2-2 z	2 (2.4)	373	2.00	47	2.2		13	2	70
FN 379-4-2 z	4 (4.8)	373	0.80	47	2.2		13	2	70
FN 379-6-2 z	6 (7.2)	373	0.50	47	2.2		13	2	70
FN 379 B-2-2 z	2 (2.4)	2	2.00	47		1000	13	2	70
FN 379 B-4-2 z	4 (4.8)	2	0.80	47		1000	13	2	70
FN 379 B-6-2 z	6 (7.2)	2	0.50	47		1000	13	2	70

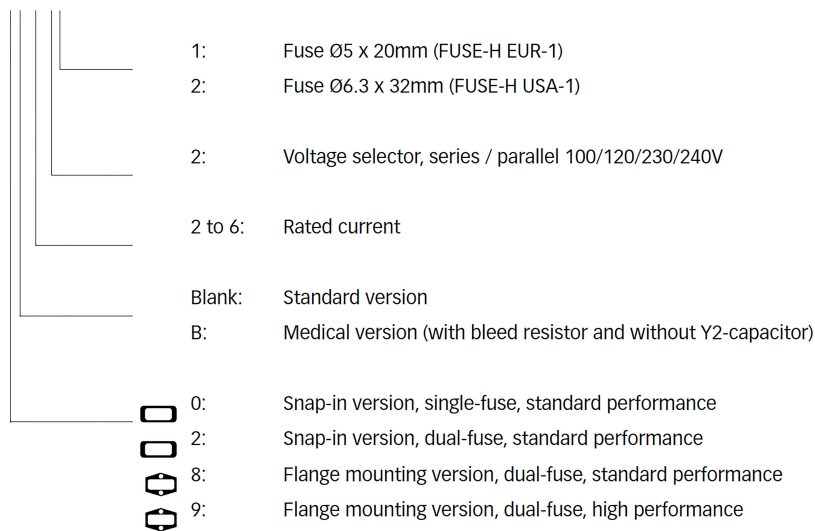
* Select the requested fuse holder for fuse EUR-1 or USA-1 (z).

** Maximum leakage under normal operating conditions. Note: if the neutral line is interrupted, worst case leakage could reach twice this level.

*** Filters are delivered without fuse.

Product selector

FN 37Xx-y-zz



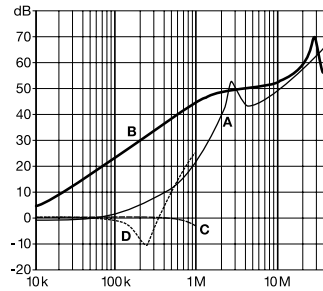
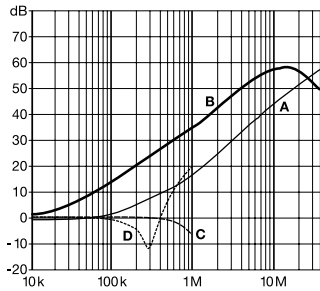
For example: FN 370-6-21, FN 378-4-22, FN 379 B-2-22

Typical filter attenuation

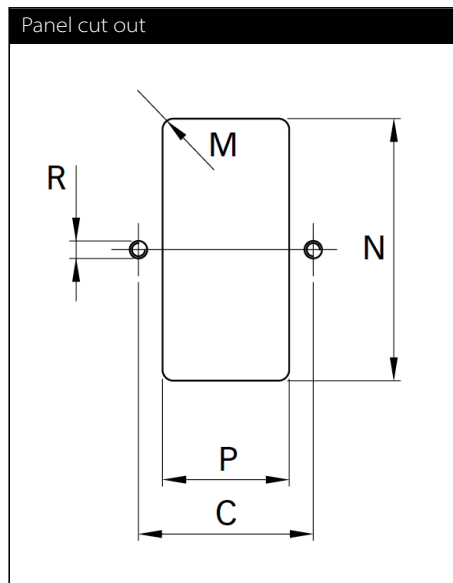
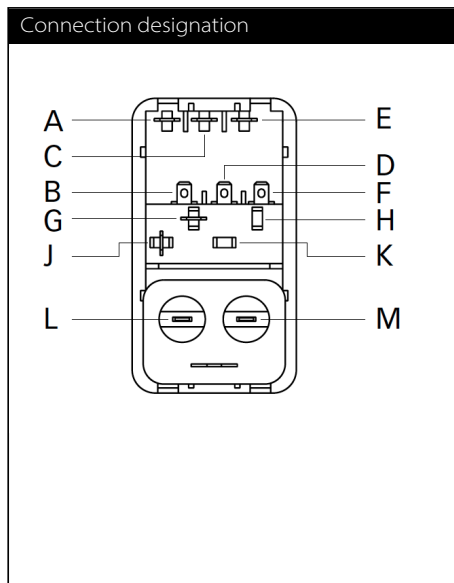
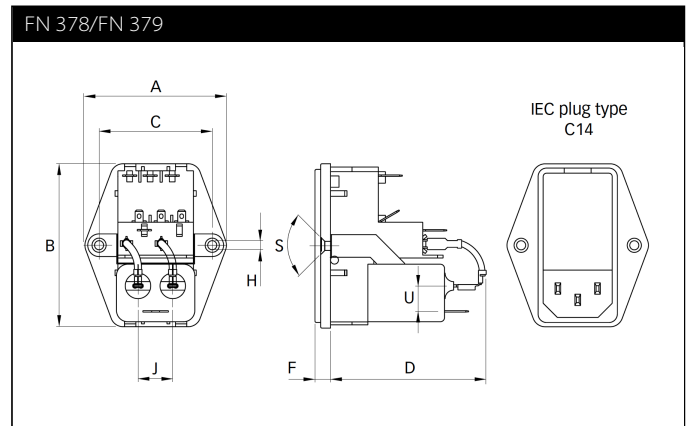
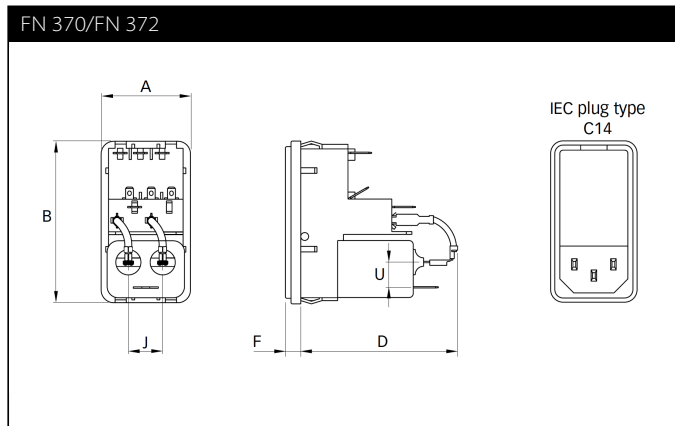
Per CISPR 17; A=50 Ω/50 Ω sym; B=50 Ω/50 Ω asym; C=0.1 Ω/100 Ω sym; D=100 Ω/0.1 Ω sym

FN 370/FN 372/FN 378

FN 379



Mechanical data



Dimensions

	FN 370	FN 372	FN 378	FN 379	Tolerances
A	32	32	50	50	±0.3
B	58	58	58	58	±0.3
C			40	40	±0.1
D	54	54	54	64.5	
F	5.5	5.5	5.5	5.5	
H			Ø3.3	Ø3.3	
J	12.5	12.5	12.5	12.5	
M	R ≤2	R ≤2	R ≤2	R ≤2	±0.1
N	55.9*/56.2**	55.9*/56.2**	55.9*/56.2**	55.9*/56.2**	+0.2/-0
P	28.5	28.5	28.5	28.5	+0.2/-0
R			M3	M3	
S			90°	90°	
U	9	9	9	9	

* For a panel thickness between 0.8 and 3 mm

** For a back panel thickness between 2.1 and 3.2 mm

All dimensions in mm; 1 inch = 25.4 mm
Tolerances according: ISO 2768-m/EN 22768-m

Please visit www.schaffner.com to find more details on filter connectors.



Headquarters, global innovation and development

Switzerland

Schaffner Group

Industrie Nord
Nordstrasse 11e
4542 Luterbach
T +41 32 681 66 26
info@schaffner.com



Sales and application centers

China

Schaffner EMC Ltd. Shanghai

T20-3 C, No 565 Chuangye Road,
Pudong district
201201 Shanghai
T +86 21 3813 9500
cschina@schaffner.com
www.schaffner.com.cn

Finland

Schaffner Oy

Sauvonrinne 19 H
08500 Lohja
T +358 50 468 7284
finlandsales@schaffner.com

France

Schaffner EMC S.A.S.

16-20 Rue Louis Rameau
95875 Bezons
T +33 1 34 34 30 60
F +33 1 39 47 02 28
francesales@schaffner.com

Germany

Schaffner Deutschland GmbH

Schoemperlenstrasse 12B
76185 Karlsruhe
T +49 721 56910
germanysales@schaffner.com

India

Schaffner India Pvt. Ltd

REGUS WORLD TRADE CENTRE
WTC, 22nd Floor Unit No 2238, Brigade
Gateway Campus, 26/1, Dr. Rajkumar Road
Malleshwaram (W)
560055 Bangalore
T +91 80 67935355
indiasales@schaffner.com

Italy

Schaffner EMC S.r.l.

Via Ticino, 30
20900 Monza (MB)
T +39 039 21 41 070
italysales@schaffner.com

Japan

Schaffner EMC K.K.

Taiju-Seimei Sangenjaya Bldg.
1-32-12, Kamiyuma, Setagaya-ku
154-0011 Tokyo
T +81 3 5712 3650
F +81 3 5712 3651
japansales@schaffner.com
www.schaffner.jp

Singapore

Schaffner EMC Pte Ltd.

#05-09, Kg Ubi Ind. Estate
408705 Singapore
T +65 6377 3283
F +65 6377 3281
singaporesales@schaffner.com

Spain

Schaffner EMC España

Calle Caléndula 93, Miniparc III, Edificio E
El Soto de Moraleja, Alcobendas
28109 Madrid
T +34 917 912 900
F +34 917 912 901
spainsales@schaffner.com

Sweden

Schaffner EMC AB

Östermalmstorg 1
114 42 Stockholm
T +46 8 5050 2425
swedensales@schaffner.com
www.schaffner.com

Switzerland

Schaffner EMV AG

Industrie Nord
Nordstrasse 11e
4542 Luterbach
T +41 32 681 66 88
T +41 32 681 66 26
switzerlandsales@schaffner.com

Taiwan

Schaffner EMV Ltd.

20 Floor-2, No 97, Section 1, XinTai 5th Road
22175 XiZhi District New Taipei City 22175
T +886 2 2697 5500
F +886 2 2697 5533
taiwansales@schaffner.com
www.schaffner.com.tw

Thailand

Schaffner EMC Co. Ltd.

Northern Region Industrial Estate
67 Moo 4 Tambon Ban Klang
Amphur Muangng P.O. Box 14
51000 Lamphun
T +66 53 58 11 04
F +66 53 58 10 19
thailandsales@schaffner.com

United Kingdom

Schaffner Ltd.

1, Oakmede Place
Binfield
RG42 4JF Berkshire
T +44 118 9770070
F +44 118 9792969
uksales@schaffner.com

USA

Schaffner EMC Inc.

52 Mayfield Avenue
Edison, New Jersey
T +1 732 225 9533
F +1 732 225 4789
usasales@schaffner.com
www.schaffnerusa.com

To find your local partner within Schaffner's global network: www.schaffner.com

© 2021 Schaffner Group

The content of this document has been carefully checked and understood. However, neither Schaffner nor its subsidiaries assume any liability whatsoever for any errors or inaccuracies of this document and the consequences thereof. Published specifications are subject to change without notice. Product suitability for any area of application must ultimately be determined by the customer. In all cases, products must never be operated outside their published specifications. Schaffner does not guarantee the availability of all published products. This disclaimer shall be governed by substantive Swiss law and resulting disputes shall be settled by the courts at the place of business of Schaffner Holding AG. Latest publications and a complete disclaimer can be downloaded from the Schaffner website. All trademarks recognized.