

# How to measure motor parameters

EVAL\_100W\_DRIVE\_CFD2

September 2017







## Fundamental parameters are: R, L, pole pairs, BEMF constant






- › Detach your motor cables
  - › Connect a **resistance multimeter** to two phases and leave the third floating
- › Detach your motor cables
  - › Connect a **R-L multimeter** to two phases and leave the third floating
- › Detach your motor cables
  - › Connect an **oscilloscope voltage** probe to two phases and leave the third floating
- › Detach your motor cables
  - › Connect an oscilloscope voltage probe to two phases and leave the third floating

# Measure phase-to-phase resistance



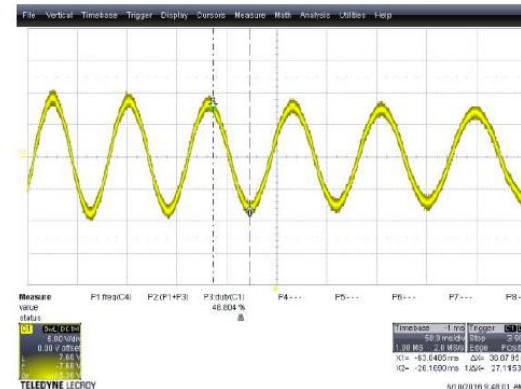
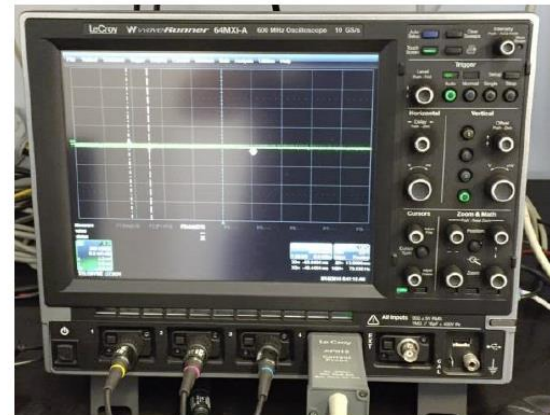


- › Detach motor cables
- › Connect two phases to Ohm-meter
- › Leave third phase open
- › Write down the phase-to-phase resistance value

# Measure phase to phase inductance






- › Detach motor cables
- › Connect two phases to RCL-meter set to 1 KHz
- › Leave third phase open
- › Write down the phase-to-phase inductance value

# Measure pole pairs number

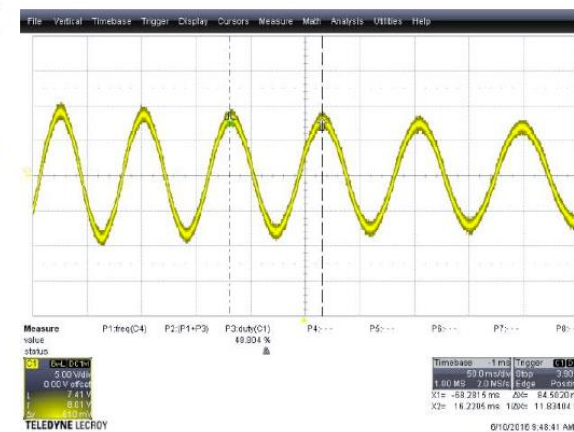
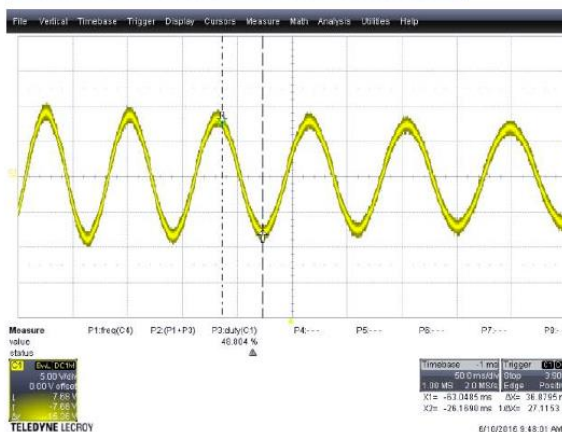


- › Detach motor cables
- › Connect two phases to oscilloscope voltage probe
- › Leave third phase open
- › Move the motor by hand and make one mechanical turn
- › Count the peaks of the sinusoid


# Measure BEMF constant



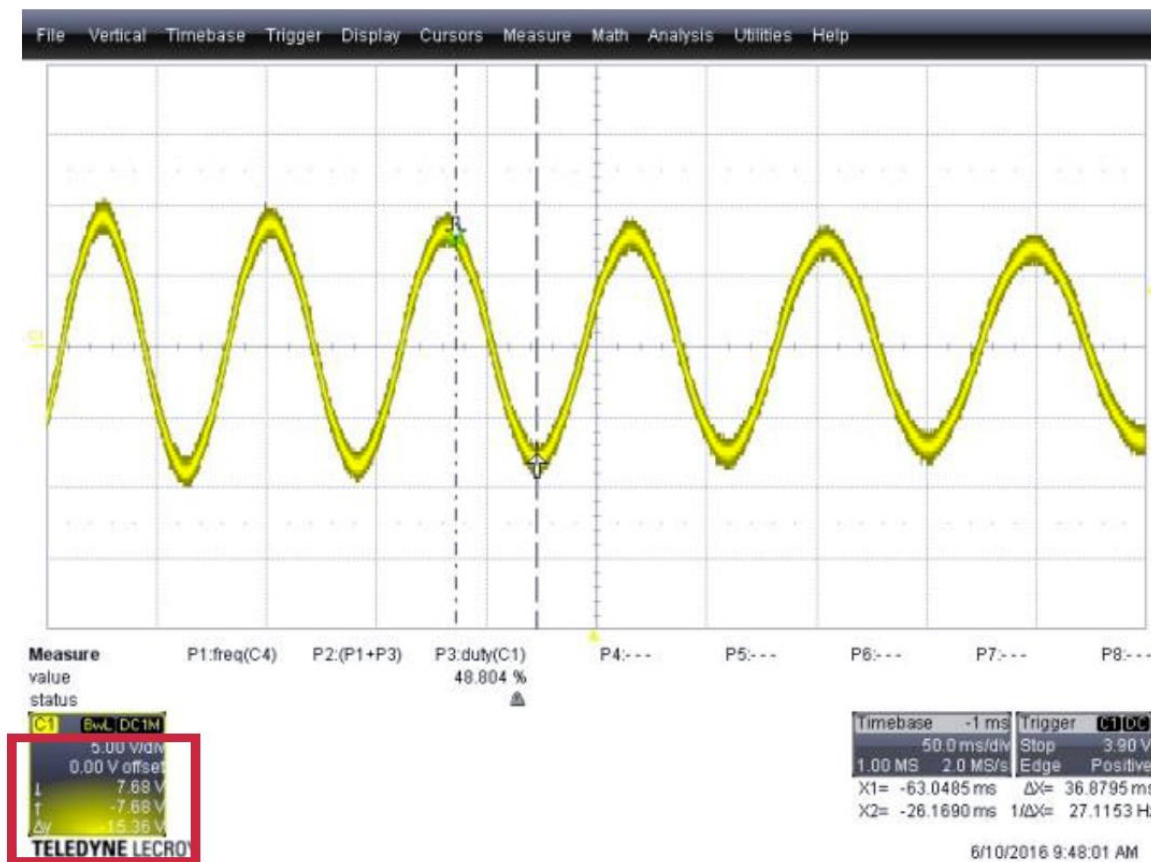
- › Detach motor cables
- › Connect two phases to oscilloscope voltage probe
- › Leave third phase open
- › Move the motor by hand
- › Write down the frequency and the peak-to-peak value of the sinusoid
- › Use equation in slide 9



# Measure BEMF constant



- › Detach motor cables
- › Connect two phases to oscilloscope voltage probe
- › Leave third phase open
- › Move the motor by hand
- › Write down the frequency and the peak-to-peak value of the sinusoid
- › Use equation in slide 9



## Formula to get BEMF at 1kRPM I/n rms

- › Use this formula to get the BEMF constant

$$K_{e_{1kRPM\ I/n\ rms}} = \frac{V_{pp}}{2 \times \sqrt{2} \times \sqrt{3}} \times \frac{16,67 \times N_{polepairs}}{f_{measured}} = \frac{V_{pp}}{f_{measured}} \times N_{polepairs} \times 3,40$$



# Support Online tools and services



1 Newsletter Contact 2 Where to Buy English Login

3 Tools About Infineon Careers

Search

## Lighting

New LED controller enables low-wattage luminaire designs  
August 26th 17:00 CEST

Register Now! >

- 1 **Subscribe to Newsletter**
- 2 **Where to Buy**
- 3 **Tools, Finders and Selectors**
- 4 **Support**

- Products
  - Applications
  - Tools
  - 4 **Support**
  - Technology
- Power
  - Automotive System IC
  - ESD & EMI
  - Microcontroller
  - RF & Wireless Control
  - Security IC
  - Sensor
  - Smart Card IC
  - Interface
  - Transistor & Diode
- Power Overview
  - Power MOSFET
  - IGBT
  - Smart Low-Side & High-Side Switches
  - Linear Voltage Regulator
  - DC-DC Converter
  - LED Driver | Lighting ICs
  - Silicon Carbide (SiC)
  - High Power Thyristors & Diodes
  - Motor Control & Gate Driver
  - AC-DC Supply

News & Tweets



Part of your life. Part of tomorrow.

