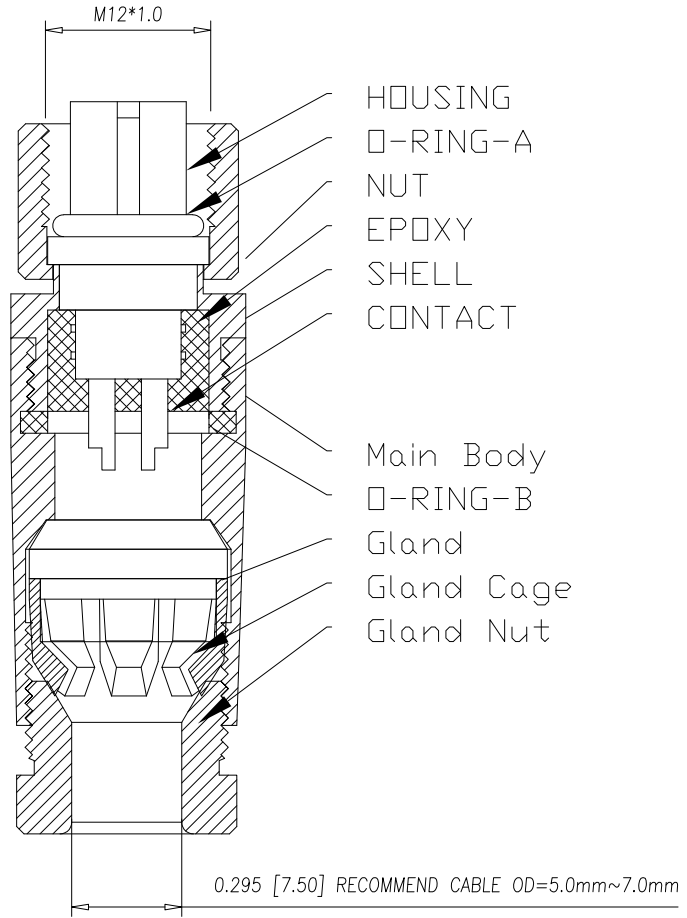
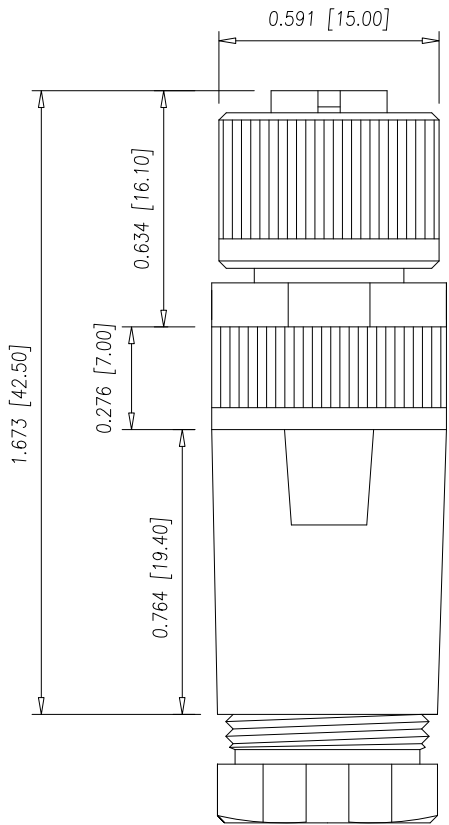
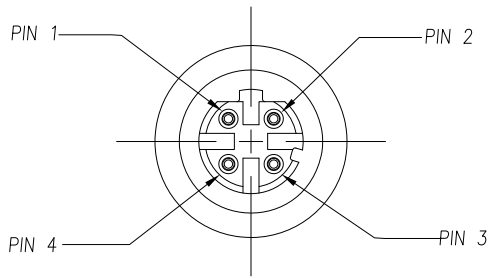


DESCRIPTION: M12 FEMALE - CABLE MOUNT - 4 POS. - D CODE



HOUSING
 O-RING-A
 NUT
 EPOXY
 SHELL
 CONTACT

 Main Body
 O-RING-B
 Gland
 Gland Cage
 Gland Nut

NOTE:

MATERIAL	
HOUSING:	PBT UL94V-0, BLACK
CONTACT:	BRASS
NUT:	ALUMINUM ALLOY
SHELL:	ALUMINUM ALLOY
O-RING:	EPDM, BLACK
MAIN BODY:	ALUMINUM ALLOY
GLAND:	SILICONE, BLACK
GLAND CAGE:	PDM, BLACK
GLAND NUT:	BRASS
FINISH	
CONTACT:	GOLD PLATED OVER 50µ" NICKEL
NUT:	NICKEL PLATED
SHELL:	NICKEL PLATED
MAIN BODY:	NICKEL PLATED
GLAND NUT:	NICKEL PLATED
ELECTRICAL	
RATED CURRENT:	4A
RATED VOLTAGE:	250V
INSULATION RESISTANCE:	100 MΩhms MIN.
CONTACT RESISTANCE:	10 mΩhms MAX.
WATER PROOF:	IP67
ENVIRONMENT	
OPERATION TEMPERATURE:	-40°C TO +85°C
MAX WIRE AWG:	22

858-D04-203RKTY

1 = GOLD FLASH
 4 = 10µ" GOLD

RoHS COMPLIANT

UNITS = INCHES [MM]

DO NOT SCALE FROM DRAWING

	THESE DRAWINGS AND SPECIFICATIONS ARE THE PROPERTY OF NorComp AND SHALL NOT BE REPRODUCED, COPIED OR USED AS THE BASIS FOR THE MANUFACTURE OR SALE OF APPARATUS WITHOUT WRITTEN PERMISSION.	DRAWN: M. SIGMON	DATE: 06-20-16		SCALE: NTS	SHEET 1 OF 1	REV 3
					DWG NO. 858-D04-203RKTY		