



Contact module with 1 contact element, 1 NO, screw-type terminal, for floor mounting. Minimum order quantity 5 or a multiple thereof

product brand name	SIRIUS ACT
product designation	Contact module
product type designation	3SU1
General technical data	
product function positive opening	No
insulation voltage rated value	500 V
degree of pollution	3
type of voltage	
• of the operating voltage	AC/DC
• of the input voltage	AC/DC
surge voltage resistance rated value	6 kV
protection class IP	
• of the enclosure	IP40
• of the terminal	IP20
shock resistance	
• acc. to IEC 60068-2-27	Sinusoidal half-wave 50g / 11 ms
• for railway applications acc. to DIN EN 61373	Category 1, Class B
vibration resistance	
• acc. to IEC 60068-2-6	10 ... 500 Hz: 5g
• for railway applications acc. to DIN EN 61373	Category 1, Class B
operating frequency maximum	3 600 1/h
mechanical service life (switching cycles) typical	10 000 000
electrical endurance (switching cycles) typical	10 000 000
thermal current	10 A
reference code acc. to IEC 81346-2	S
continuous current of the C characteristic MCB	10 A
• operating voltage at AC	
— at 50 Hz rated value	5 ... 500 V
— at 60 Hz rated value	5 ... 500 V
• operating voltage at DC rated value	5 ... 500 V
Power Electronics	
contact reliability	One maloperation per 100 million (17 V, 5 mA), one maloperation per 10 million (5 V, 1 mA)
Auxiliary circuit	
design of the contact of auxiliary contacts	Silver alloy
number of NC contacts for auxiliary contacts	0
• lagging switching	0

number of NO contacts for auxiliary contacts	1
• leading contact	0
operational current at AC-12	
• at 24 V rated value	10 A
• at 48 V rated value	10 A
• at 110 V rated value	10 A
• at 230 V rated value	8 A
• at 400 V rated value	8 A
operational current at AC-15	
• at 24 V rated value	6 A
• at 48 V rated value	6 A
• at 110 V rated value	6 A
• at 230 V rated value	6 A
• at 400 V rated value	3 A
• at 500 V rated value	1.4 A
operational current at DC-12	
• at 24 V rated value	10 A
• at 48 V rated value	5 A
• at 110 V rated value	2.5 A
• at 230 V rated value	1 A
• at 400 V rated value	0.3 A
• at 500 V rated value	0.3 A
operational current at DC-13	
• at 24 V rated value	3 A
• at 48 V rated value	1.5 A
• at 110 V rated value	0.7 A
• at 230 V rated value	0.3 A
• at 400 V rated value	0.1 A
• at 500 V rated value	0.1 A
Connections/ Terminals	
type of electrical connection	screw-type terminals
type of connectable conductor cross-sections	
• solid with core end processing	2x (0.5 ... 0.75 mm ²)
• solid without core end processing	2x (1.0 ... 1.5 mm ²)
• finely stranded with core end processing	2x (0.5 ... 1.5 mm ²)
• finely stranded without core end processing	2x (1.0 ... 1.5 mm ²)
• at AWG cables	2x (18 ... 14)
• tightening torque with screw-type terminals	0.8 ... 0.9 N·m
Ambient conditions	
• ambient temperature during operation	-25 ... +70 °C
• ambient temperature during storage	-40 ... +80 °C
environmental category during operation acc. to IEC 60721	3M6, 3S2, 3B2, 3C3 (without salt spray), 3K6 (with relative humidity of 10 ... 95%, no condensation in operation permitted)
Installation/ mounting/ dimensions	
fastening method	floor mounting
• of modules and accessories	Floor mounting
height	33.2 mm
width	9.8 mm
depth	27.7 mm
Certificates/ approvals	
General Product Approval	



KC



Declaration of Conformity	Test Certificates	Marine / Shipping
---------------------------	-------------------	-------------------



[Miscellaneous](#)

[Miscellaneous](#)

[Type Test Certificates/Test Report](#)

[Special Test Certificate](#)



Marine / Shipping	other
-------------------	-------



[Confirmation](#)

Further information

Information- and Downloadcenter (Catalogs, Brochures,...)

<https://www.siemens.com/ic10>

Industry Mall (Online ordering system)

<https://mall.industry.siemens.com/mall/en/en/Catalog/product?mlfb=3SU1400-2AA10-1BA0>

Cax online generator

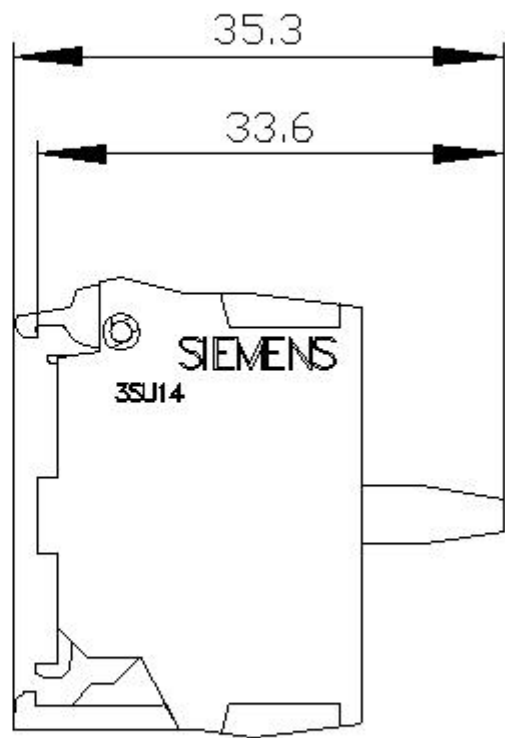
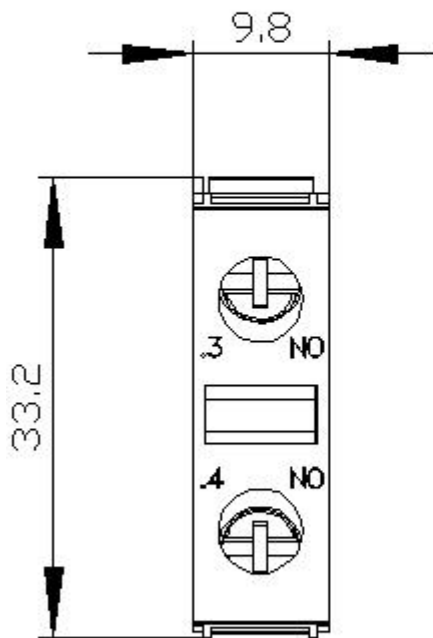
<http://support.automation.siemens.com/WW/CAXorder/default.aspx?lang=en&mlfb=3SU1400-2AA10-1BA0>

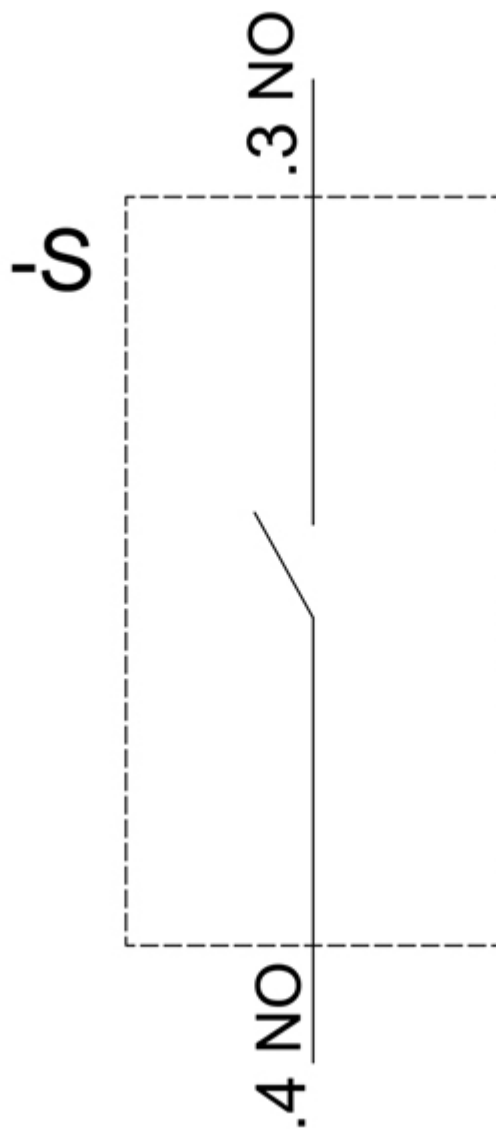
Service&Support (Manuals, Certificates, Characteristics, FAQs,...)

<https://support.industry.siemens.com/cs/ww/en/ps/3SU1400-2AA10-1BA0>

Image database (product images, 2D dimension drawings, 3D models, device circuit diagrams, EPLAN macros, ...)

http://www.automation.siemens.com/bilddb/cax_de.aspx?mlfb=3SU1400-2AA10-1BA0&lang=en





last modified:

12/18/2020 