

NOTES:

1. MATERIALS AND FINISHES:  
 BODY, SHELL & FERRULE - BRASS, NICKEL PLATING  
 CONTACT - BRASS, GOLD PLATING  
 INSULATOR - PTFE, NATURAL
2. ELECTRICAL:  
 A. IMPEDANCE: 75 OHM  
 B. FREQUENCY RANGE: DC - 1 GHz  
 C. DIELECTRIC WITHSTANDING VOLTAGE: 1500 VRMS, MIN.
3. MECHANICAL:  
 A. DURABILITY: 100 CYCLES MIN.  
 B. TEMPERATURE RANGE: -40°C TO +140°C

4. PACKAGING:  
 A. QUANTITY: SINGLE PACK  
 B. MARKING: BAG TO BE MARKED  
 "AMPHENOL RF, 222113 AND DATE CODE"

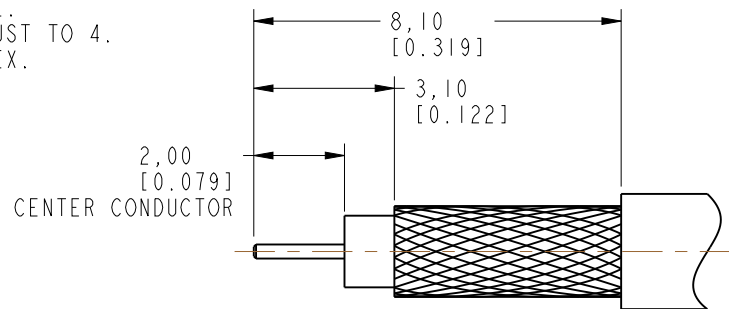
5. CABLE ASSEMBLY INSTRUCTIONS:  
 A. TRIM CABLE AS SHOWN.  
 B. SLIDE FERRULE ONTO THE CABLE.  
 C. CRIMP CONTACT 413 SP 00 ADJUST TO 4.  
 D. CRIMP FERRULE WITH 0.128" HEX.

6 SHOWS CABLE ENTRY DIMENSIONS.

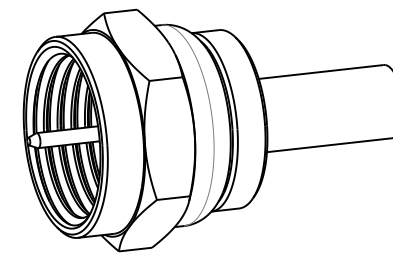
THIRD ANGLE PROJ.

REVISIONS

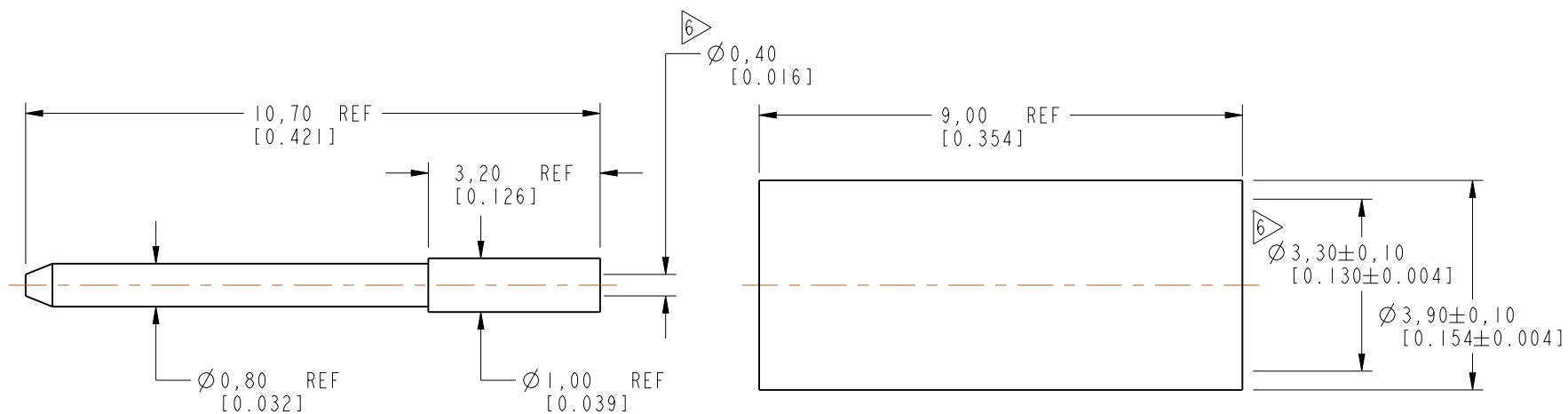
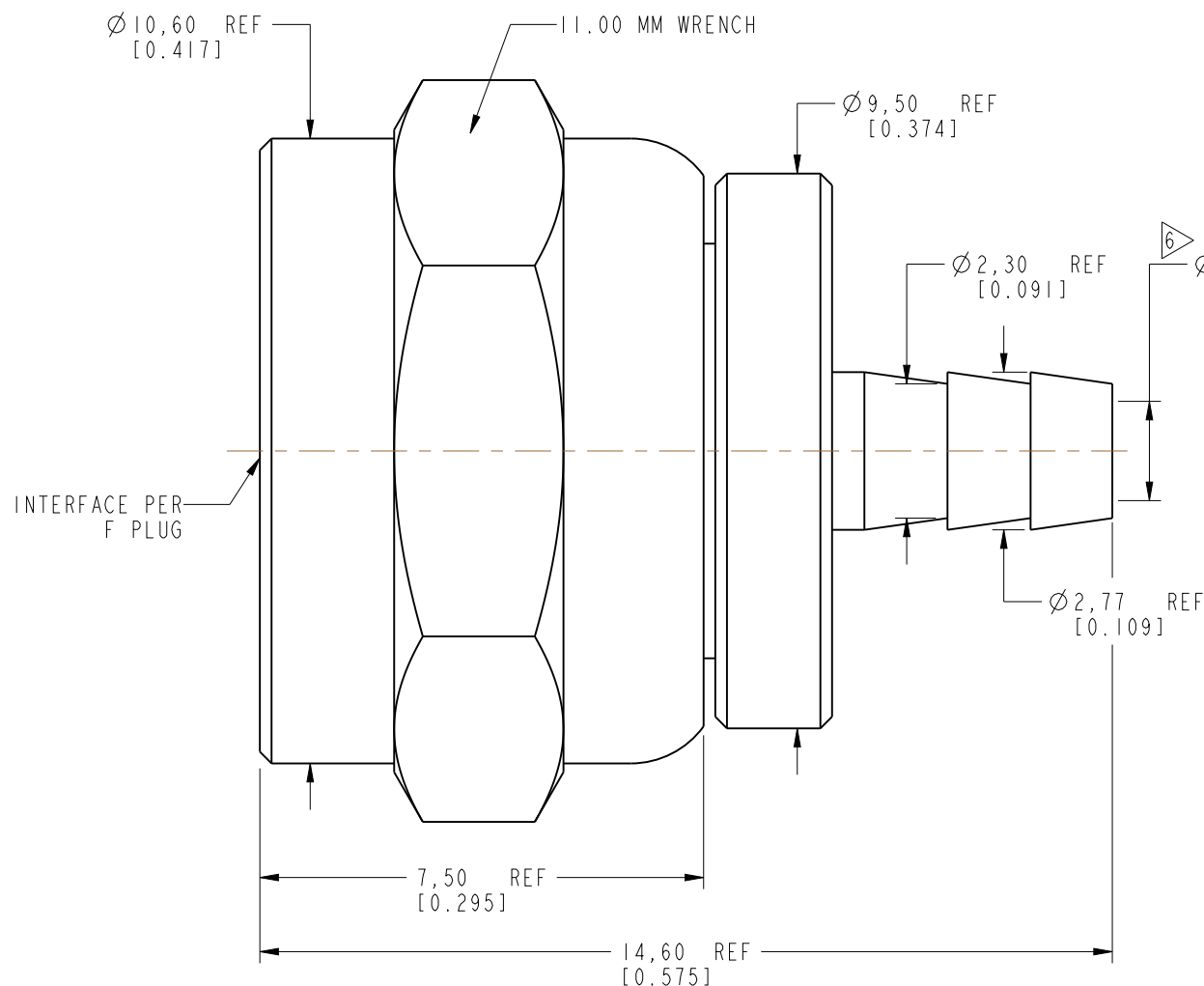
REV	DESCRIPTION	DATE	ECN	APPR
--	RELEASE TO MFG.	--	--	--
H	THE CONTACT WAS CHANGED	10-May-19	11461	SH
J	NOTES & DIMENSIONS UPDATED	03-Jan-20	14101	AAP
K	NOTES & DIMENSIONS UPDATED	28-Feb-20	14544	BEW



RECOMMENDED CABLE STRIPPING DIMENSIONS



SCALE 2.500



**CUSTOMER OUTLINE DRAWING**

ALL OTHER SHEETS ARE FOR INTERNAL USE ONLY

UNLESS OTHERWISE SPECIFIED, DIMENSIONS ARE IN METRIC AND TOLERANCES ARE:  
 <0.5mm ± 0.05mm    0.5 - 6mm ± 0.1mm    6 - 30mm ± 0.2mm    30 - 120mm ± 0.3mm    ANGLES ± 1°

NOTICE - These drawings, specifications, or other data (1) are, and remain the property of Amphenol corp. (2) must be returned upon request; and (3) are confidential and not to be disclosed to any person other than those to whom they are given by Amphenol Corp. the furnishing of these drawings, specifications, or other data by Amphenol Corp., or to any other person to anyone for any purpose is not to be regarded by implication or otherwise in any manner licensing, granting rights to permitting such holder or any other person to manufacture, use or sell any product, process or design, patented or otherwise, that may in any way be related to or disclosed by said drawings, specifications, or other data.

MATERIAL SEE NOTES	DRAWN M.ZHANG	DATE 10-May-19
REFERENCE	ENGINEER Geffery	DATE 01-Aug-06
EAR#	APPROVED K.CAPOZZI	DATE 03-Jan-20
REF:	CAD FILE	
CONFIGURATION LEVEL: In Work		
FINISH		

TITLE 75 OHM F STR PLUG FOR RG-179/U CABLE
SCALE: 8.0:1.0 SHEET 2 OF 2
DWG SIZE B
REV K

Amphenol RF
www.amphenolrf.com
DRAWING NO. 222113
ITEM NO. 222113
PART NO. 222113