


FLEXIBLE THROUGH-HOLE HEADER



(2.00 mm) .0787" PITCH • TMMH SERIES

TMMH

Board Mates:
CLT, SQT, SQW, ESQT, TLE, SMM, MMS

Cable Mates:
TCSD

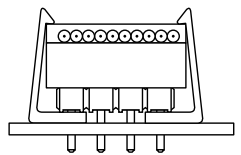
SPECIFICATIONS

Insulator Material:
Black Liquid Crystal Polymer
Terminal Material:
Phosphor Bronze
Plating:
Sn or Au over 50 μ" (1.27 μm) Ni
Current Rating (TMMH/ESQT):
4.5 A per pin
(2 pins powered)
Current Rating (TMMH/SQT):
5.1 A per pin
(2 pins powered)
Operating Temp Range:
-55 °C to +105 °C with Tin;
-55 °C to +125 °C with Gold
Voltage Rating:
281 VAC mated with SQW;
250 VAC mated with SQT

PROCESSING

Lead-Free Solderable:
Yes

APPLICATION



Retention Clip Option (-RC)

ALSO AVAILABLE

Other Platings
(MOQ Required)



Note:
Some lengths, styles and options are non-standard, non-returnable.

TMMH	1	NO. PINS PER ROW	LEAD STYLE	PLATING OPTION	ROW OPTION	TAIL OPTION	FLEX SHROUD OPTIONS	OTHER OPTIONS
------	---	------------------	------------	----------------	------------	-------------	---------------------	---------------

03 thru 50

Specify LEAD STYLE from chart

-F
= Gold flash on post, Matte Tin on tail

-L
= 10 μ" (0.25 μm) Gold on post, Matte Tin on tail

-T
= Matte Tin

-D
= Double Row (Required for Flex Shroud option)

-T
= Triple Row

-Q
= Four Row

-5
= Five Row

-6
= Six Row

-RA
= Right-angle (Double & Triple Row only) (-ES, -EP, -EL Double Row only) (-EC, -EBC and -EPC not available) (-06 Lead style not available)

Flex Shroud requires -D row & 9 pins/row minimum (For board-to-board interfaces. Will not mate with TCSD)

-ES
= End Shroud

-EC
= End Shroud with Locking Clip (Manual placement required)

-EP
= End Shroud with Guide Post

-EL
= End Shroud with Board Lock (Boards are positively locked and cannot be unmated)

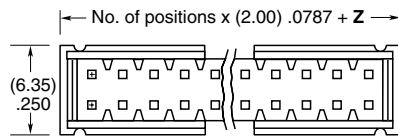
-EBC
= End Shroud with Board Lock and Locking Clip (Boards are positively locked and cannot be unmated)

-EPC
= End Shroud with Guide Post and Locking Clip (Manual placement required)

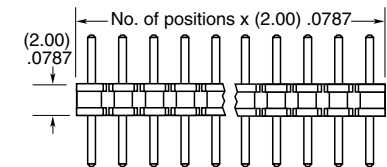
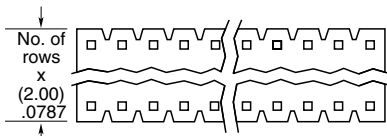
-"XXX"
= Polarized Position (Specify position of omitted pin)

-RC
= Retention Clip (Mates to TCSD) (Double row only, minimum position 4 and available only -06 lead style)

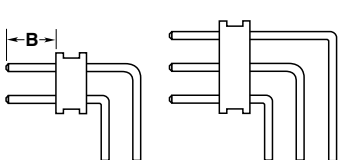
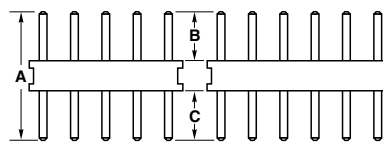
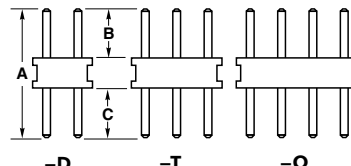
OPTION	Z
-ES	(2.92) .115
-EC	(4.70) .185
-EP & -EPC	(6.10) .240
-EL & -EBC	(4.45) .175



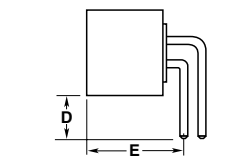
(Shrouded option requires -D)



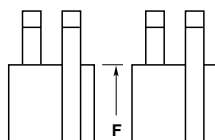
(Shrouded options removed for clarity)



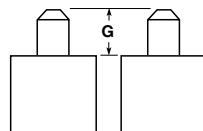
-RA **-T-RA**
(Lead style -01 only)



-D-RA-ES
(-RA also available with other flex shroud options)



-D-EL **-D-EBC**



-D-EPC **-D-EP**

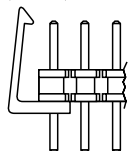
LEAD STYLE	A	B	C	D	E	F	G
-01	(7.67) .302	(3.20) .126	(2.46) .097	(2.34) .092	(6.60) .260	(5.84) .230	(4.45) .175
-04	(6.45) .254	(1.91) .075	(2.57) .101	(2.62) .103	(5.26) .207	(4.50) .177	(3.02) .119
-05	(6.45) .254	(1.65) .065	(2.29) .090	(3.12) .123	(5.26) .207		
-06	(8.74) .344	(3.20) .126	(3.53) .139	N/A	N/A	N/A	N/A



-D-ES



-D-EC



-RC